

## Who experienced homelessness in our community?

The City maintains a comprehensive list called a “By-Name List”, of every person in the community actively experiencing homelessness. Using information collected and shared with their consent, each person on the list has a file that includes their name, homeless history, health, and housing needs. Maintaining a by-name list allows communities to track the ever-changing size and composition of their homeless population. The following information is based on December 31, 2024 active by-name list data.

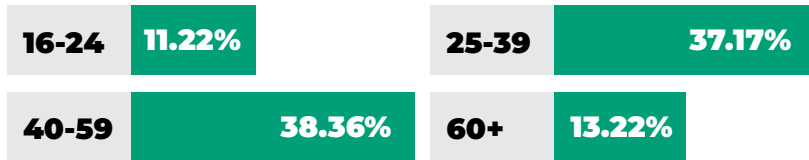
**# of individuals and families on the By-Name List:** October 31 2024 **1,837** November 30, 2024 **1,703**

### Current active number of individuals experiencing homelessness

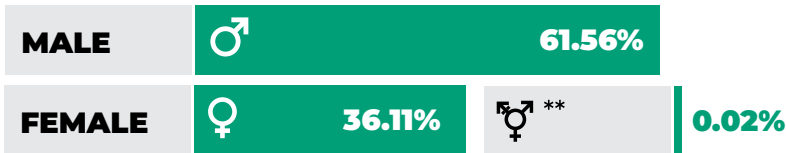
As of December 31, there were **1595** individuals experiencing homelessness.

People experience homelessness in different ways, and each individual has different circumstances and needs which can **change** on a day-to-day basis.

#### Age



#### Gender



\*\*Gender queer, gender non-confirming, trans female, trans male, transgender, and two-spirit.



**15.53%**

were **chronically homeless\***

\*homeless for at least six months over the past year, or experiencing homelessness intermittently over the past three years, with a cumulative duration of 18 months



**19.69%**

identified as **Indigenous**

this number is known to be higher as reflected by Indigenous agencies and organizations working in the community



**< 1%**

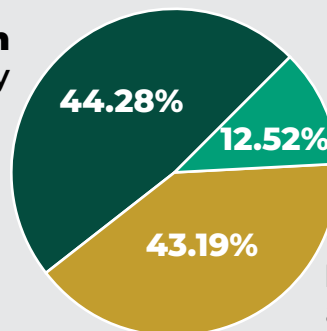
were confirmed **Veterans**

### Support needs



**1,373** individuals experiencing homelessness completed an assessment to determine their required level of support to achieve sustainable housing between October 1 and December 31, 2024.

**High acuity**



**Low acuity**

**Moderate acuity**

[ “Acuity” refers to the level of supports an individual needs ]

## Unsheltered Homelessness

People who have **actively connected** with the system.



**195\*** individuals were **living unsheltered** as of December 31, 2024 – meaning they did not stay in an emergency shelter at all

*\*This number is known to be higher as reflected by agencies and organizations working with unsheltered individuals in the community.*



**107\*** active encampments as of December 31, 2024

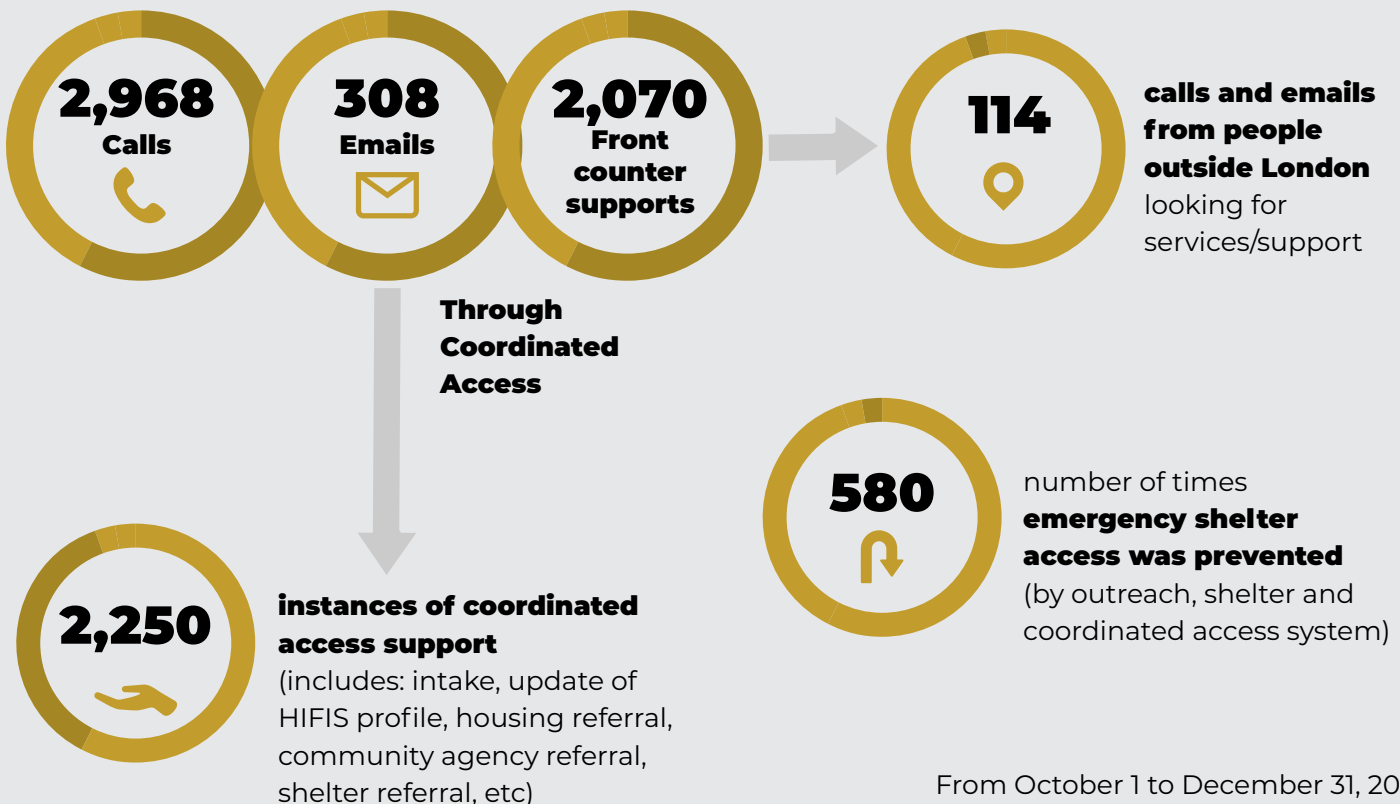
*\*This reflected the total number of “deferred encampments” (encampments that are meeting all of the current community health and safety guidelines, and including individuals actively engaging in services to obtain shelter or housing) and does not include urban transient encampments (“sleeping rough” without structures, for example on benches or in doorways) nor does it reflect the total number of tents.*



**947** Coordinated Informed Response led **responses to encampments** between October 1 and December 31, 2024.

## Connecting with services and programs

The City operates a coordinated access system, where individuals or organizations can reach services and programs across the city. Through a central intake system, individuals are assessed and triaged to the appropriate supports.



From October 1 to December 31, 2024

## Rental Market

**\$1,765**

Average monthly rental  
for one-bedroom unit

**The City maintains a Rent Geared to  
Income Wait List.**

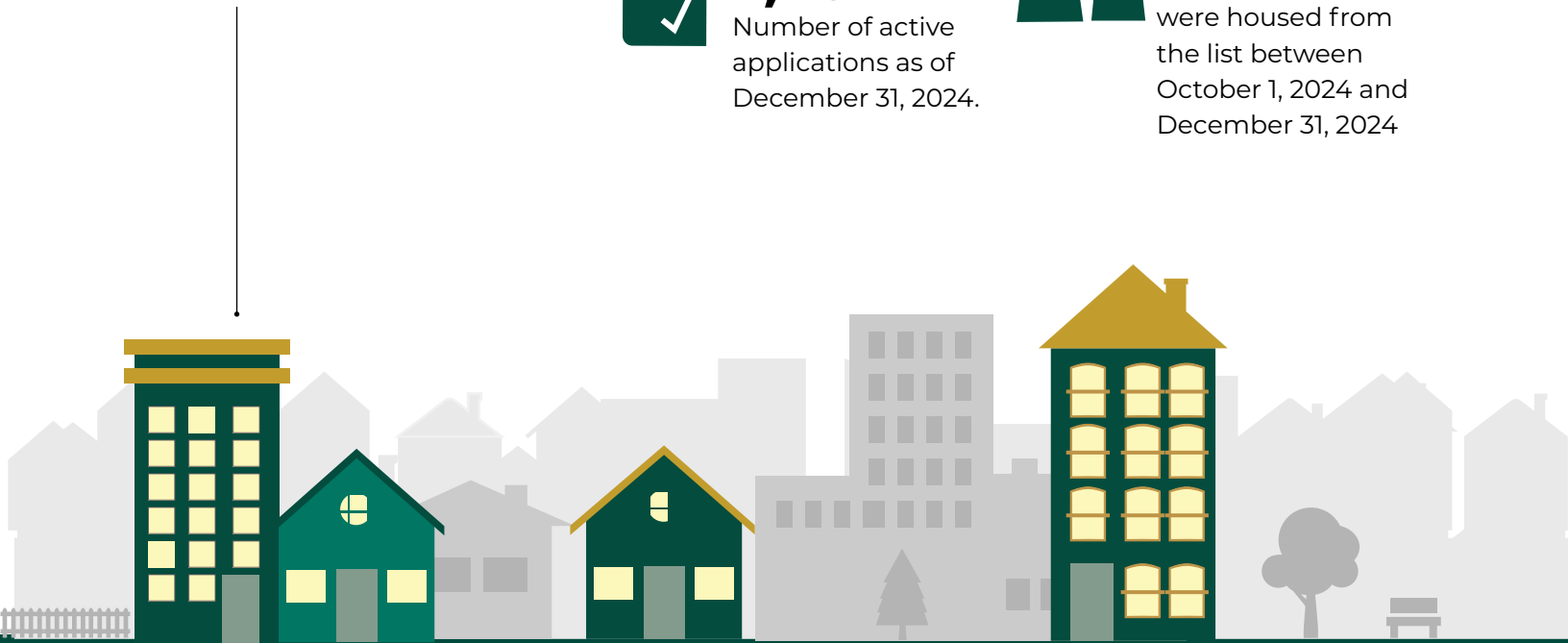


**7,402**

Number of active  
applications as of  
December 31, 2024.



**42 households**  
were housed from  
the list between  
October 1, 2024 and  
December 31, 2024



## Quarterly Asylum Claimant Data

Quarter	Emergency Shelter bed nights used in total	Emergency Shelter bed nights used by asylum claimants	Percentage
<b>Q4 2024 Oct-Dec</b>	<b>36,462</b>	<b>1,548</b>	<b>4.25%</b>

For additional information on the City's Coordinated Access process including intake, assessment and resource matching please visit:

[https://london.ca/sites/default/files/2023-01/CofL\\_Housing\\_CoordinatedAccessSystem\\_Web%5B11748%5D.pdf](https://london.ca/sites/default/files/2023-01/CofL_Housing_CoordinatedAccessSystem_Web%5B11748%5D.pdf)