

Who experienced homelessness in our community?

The City maintains a comprehensive list called a “By-Name List”, of every person in the community actively experiencing homelessness. Using information collected and shared with their consent, each person on the list has a file that includes their name, homeless history, health, and housing needs. Maintaining a by-name list allows communities to track the ever-changing size and composition of their homeless population.

Current active number of individuals experiencing homelessness

We continue to see a range of **1,700 – 2,100**. Approximately **600** of these individuals are “**high acuity**”.



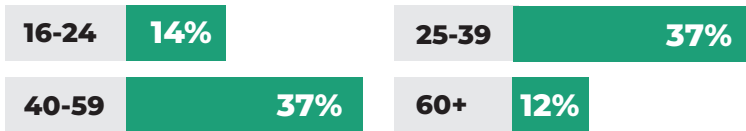
People experience homelessness in different ways, and each individual has different circumstances and needs which can **change** on a day-to-day basis.



12% were **chronically homeless***

* homeless for at least six months over the past year, or experiencing homelessness intermittently over the past three years, with a cumulative duration of 18 months)

Age



19% identified as **Indigenous**

(this number is known to be higher as reflected by Indigenous agencies and organizations working in the community)

Gender



** Gender queer, gender non-confirming, trans female, trans male, transgender, and two-spirit. Unknown or didn't respond: 1%



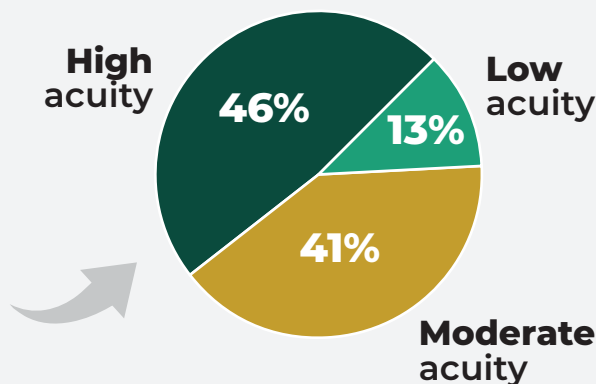
1% were confirmed **Veterans**

Based on December 31st, 2023 active by-name list data

Support needs



76% of the individuals experiencing homelessness completed an assessment to determine their required level of support to achieve sustainable housing.



Based on December 31st, 2023 active by-name list data

[“Acuity” refers to the level of supports an individual needs]

Unsheltered Homelessness

People who have **actively connected** with the system.



350+ individuals living **unsheltered** – meaning they did not stay in an emergency shelter at all



103* active **encampments**



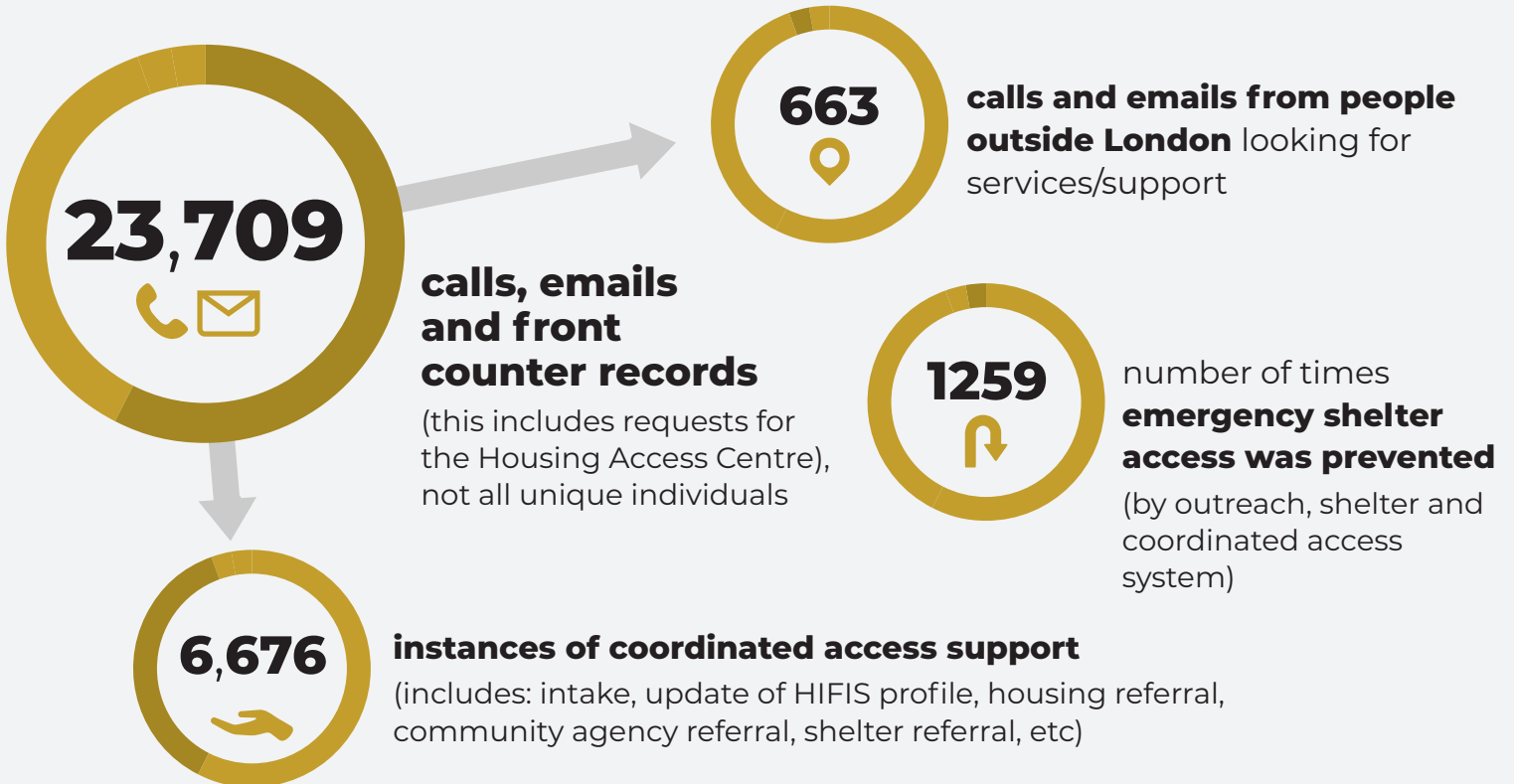
3,527 responses to **encampment complaints**

**This is the highest number of encampments, reported in November 2023, and does not reflect the total number of tents.*

From January to December 2023

Connecting with services and programs

The City operates a coordinated access system, where individuals or organizations can reach services and programs across the city. Through a central intake system, individuals are assessed and triaged to the appropriate supports.



From January to December 2023



Rental Market

1%
vacancy rate
for units at or
below average
market rent

2.1%
**rental market
vacancy rate**
in London

\$1,584
**Average
monthly rental** for
one-bedroom unit

The City maintains a **Rent Geared to Income Wait List**. 



6,982 Number of
active applications
as of **December 31**.



436 households were
housed from the list as of
December 31.

Quarterly Asylum Claimant Data

Quarter	Emergency Shelter bed nights used in total	Emergency Shelter bed nights used by asylum claimants	Percentage
Q4 2023 Oct-Dec	26,079	4,950	19.0%

For additional information on the City's Coordinated Access process including intake, assessment and resource matching please visit:

https://london.ca/sites/default/files/2023-01/CofL_Housing_CoordinatedAccessSystem_Web%5B11748%5D.pdf