

Who experienced homelessness in our community?

The City maintains a comprehensive list called a “By-Name List”, of every person in the community actively experiencing homelessness. Using information collected and shared with their consent, each person on the list has a file that includes their name, homeless history, health, and housing needs. Maintaining a by-name list allows communities to track the ever-changing size and composition of their homeless population. The following information is based on March 31 active by-name list data.

Current active number of individuals experiencing homelessness

As of March 31, there were **1758** individuals experiencing homelessness.



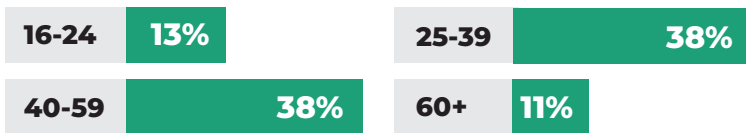
People experience homelessness in different ways, and each individual has different circumstances and needs which can **change** on a day-to-day basis.



15.8% were **chronically homeless***

* homeless for at least six months over the past year, or experiencing homelessness intermittently over the past three years, with a cumulative duration of 18 months

Age



18.8% identified as **Indigenous**

this number is known to be higher as reflected by Indigenous agencies and organizations working in the community

Gender



** Gender queer, gender non-confirming, trans female, trans male, transgender, and two-spirit. Unknown or didn't respond: 1%



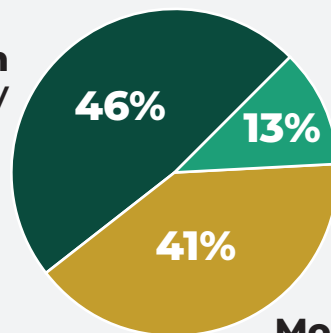
<1% were confirmed **Veterans**

Support needs



1760 individuals experiencing homelessness completed an assessment to determine their required level of support to achieve sustainable housing between January 1 and March 31, 2024.

High acuity



Low acuity

Moderate acuity

Based on March 31st, 2024 active by-name list data

[“Acuity” refers to the level of supports an individual needs]

Unsheltered Homelessness

People who have **actively connected** with the system.



207* individuals were **living unsheltered** as of March 31, 2024 – meaning they did not stay in an emergency shelter at all

**This number is known to be higher as reflected by agencies and organizations working with unsheltered individuals in the community.*



56* active encampments as of March 31, 2024

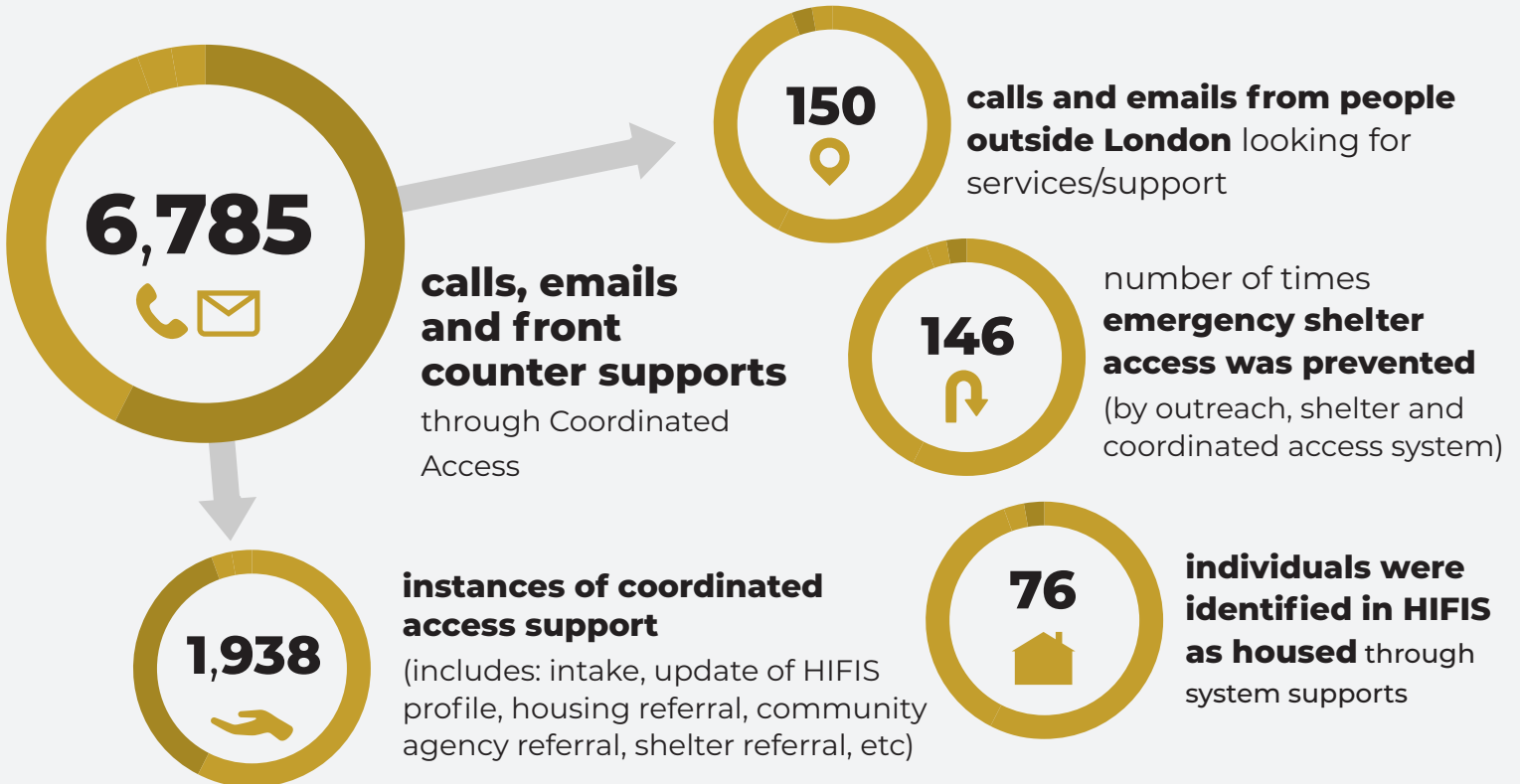
**This reflected the total number of "deferred encampments" (encampments that are meeting all of the current community health and safety guidelines, and including individuals actively engaging in services to obtain shelter or housing) and does not include urban transient encampments ("sleeping rough" without structures, for example on benches or in doorways) nor does it reflect the total number of tents.*



493 Coordinated Informed Response led **responses to encampments** between January 1 and March 31, 2024.

Connecting with services and programs

The City operates a coordinated access system, where individuals or organizations can reach services and programs across the city. Through a central intake system, individuals are assessed and triaged to the appropriate supports.



From January 1 to March 31, 2024



Rental Market

\$1,789

Average monthly rental
for one-bedroom unit



The City maintains a **Rent Geared to Income Wait List**. 



7,103 Number of
active applications
as of **March 31, 2024**.



84 households
were housed from the list
between **January 1, 2024**
and **March 31, 2024**.

For additional information on the City's Coordinated Access process including intake, assessment and resource matching please visit:

https://london.ca/sites/default/files/2023-01/CofL_Housing_CoordinatedAccessSystem_Web%5B11748%5D.pdf