

## Report to Corporate Services Committee

**To:** Chair and Members  
Corporate Services Committee

**From:** Anna Lisa Barbon, Deputy City Manager, Finance Supports

**Subject:** 2022 Annual Report on Development Charges Reserve Funds and Development Charges Monitoring

**Date:** May 23, 2023

## Recommendation

That, on the recommendation of the Deputy City Manager, Finance Supports:

- a) the 2022 Annual Report on Development Charges Reserve Funds and Development Charges Monitoring **BE RECEIVED** for information in accordance with section 43 (1) of the Development Charges Act, 1997, which requires the City Treasurer to provide a financial statement relating to development charge by-laws and associated reserve funds;
- b) the Deputy City Manager, Finance Supports **BE DIRECTED** to make the 2022 Annual Report on Development Charges Reserve Funds and Development Charges Monitoring available to the public on the City of London website to fulfill Council's obligation under section 43 (2.1) of the Development Charges Act, 1997.

## Linkage to the Corporate Strategic Plan

Council's 2023 to 2027 Strategic Plan for the City of London identifies "Well-Run City" as one of eight strategic areas of focus. The 2022 Annual Report on Development Charges Reserve Funds and Development Charges Monitoring supports this strategic area of focus by contributing towards the following strategic outcome: "The City of London is trusted, open, and accountable in service of the community".

## Analysis

### 1.0 Background Information

#### 1.1 Previous Reports Related to this Matter

Strategic Priorities and Policy Committee, April 18, 2023, Agenda Item 2.3, Financial Implications of the More Homes Built Faster Act, 2022 (formerly known as Bill 23) <https://pub-london.escribemeetings.com/filestream.ashx?DocumentId=98711>

Corporate Services Committee, May 9, 2022, Agenda Item 2.3, 2021 Annual Report on Development Charges Reserve Funds <https://pub-london.escribemeetings.com/filestream.ashx?DocumentId=92356>

Strategic Priorities and Policy Committee, October 20, 2020, Agenda Item 2.1, 2021 Development Charges Update Covering Report and Proposed By-law <https://pub-london.escribemeetings.com/filestream.ashx?DocumentId=75631>

#### 1.2 Legislative DC Reporting Requirements

Section 43 of the Development Charges Act (DCA) (Statement of Treasurer) requires that the City Treasurer provide an annual financial statement to Council relating to DC reserve funds and that the Council shall ensure the annual financial statement is made available to the public.

Applicable excerpts from the DCA are as follows:

## Statement of Treasurer

43. (1) The Treasurer of a municipality shall each year on or before such date as the council of the municipality may direct, give the council a financial statement relating to development charge by-laws and reserve funds established under section 33. 1997, c. 27, s. 43 (1).

## Requirements

- (2) A statement must include, for the preceding year,
- (a) statements of the opening and closing balances of the reserve funds and of the transactions relating to the funds;
  - (b) statements identifying,
    - (i) all assets whose capital costs were funded under a development charge by-law during the year,
    - (ii) for each asset mentioned in subclause (i), the manner in which any capital cost not funded under the by-law was or will be funded;
  - (c) a statement as to compliance with subsection 59.1(1); and
  - (d) any other information that is prescribed in the regulations. 2015, c.26, s.7(1).

## Statement available to public

- (2.1) The council shall ensure that the statement is made available to the public,
- (a) by posting the statement on the website of the municipality or, if there is no such website, in the municipal office; and
  - (b) in such other manner and in accordance with such other requirements as may be prescribed. 2022, c. 12, Sched. 2, s. 1.

## Copy to Minister

- (3) The treasurer shall give a copy of a statement to the Minister of Municipal Affairs and Housing on request. 1997, c. 27, s. 43 (3); 2015, c. 26, s. 7 (2).

As part of this report, Civic Administration further notes that the City of London is also in compliance with subsection 59.1(1) of the DCA as described below.

## No additional levies

59.1 (1) A municipality shall not impose, directly or indirectly, a charge related to a development or a requirement to construct a service related to development, except as permitted by this Act or another Act. 2015, c.26, s.8.

Appendix A of this report meets the requirements as prescribed under section 43 above and, subject to Council direction, will be made available to the public on the City of London website. This appendix includes a brief description of the works that may be funded from each reserve fund along with a summary of each reserve fund's revenues, expenses, and balances for the year, including the following:

- The cumulative approved budget including both total financing from DC funds and total financing from all other sources (total DC funding is determined each year in advance of tabling capital budgets and takes into account growth/non-growth splits assigned in the DC Background Study);
- The amount of the 2022 draws from the reserve fund (if any) for each active capital project that involves a commitment from a particular CSRF; and
- Approved debt needed to finance the growth portion where the growth portion cannot be funded from CSRF cash balances on hand (details concerning both issued and unissued debt are provided) as well as any inter-fund loans and interest thereon, for each CSRF service component. This debt represents future commitments against the respective reserve funds.

For the 2022 annual report on development charges (DC) reserve funds, and for future reports, Civic Administration has introduced additional information on development charges revenue and expenditures in order to serve as a DC rate monitoring tool and to enhance public transparency.

In order to establish DC rates and cost recovery for growth-related infrastructure, a DC Background Study contains hundreds of assumptions about future conditions. As development occurs and infrastructure projects are constructed, realized expenditures become available to compare to the initial assumptions. Once available, this comparison helps determine if sufficient revenues are being collected to fund associated growth projects and to assess variances in construction costs.

Through the information contained in this report, Council will be able to determine if actions are required to address significant unmet revenue targets and/or substantially increased project costs. Actions available may include growth capital budget adjustments or the initiation of a new DC Background Study in advance of regularly planned updates (which would facilitate collecting additional revenues to maintain the planned growth infrastructure forecast). If Civic Administration is significantly concerned with the observations gleaned from monitoring, recommendations will be made to Council for adjustments during the annual Growth Management Implementation Strategy (GMIS) review.

### **1.3 Development Charges Monitoring**

DCs provide a method for municipalities to recover the capital costs of providing infrastructure and services associated with growth. In Ontario, the DCA governs the calculation of rates and the collection of DCs. As required by the DCA, the City of London conducts a DC Background Study to forecast the City's future residential and non-residential growth to determine infrastructure needs and costs. This information is used to calculate the amount of money that new development needs to pay to support growth infrastructure and services.

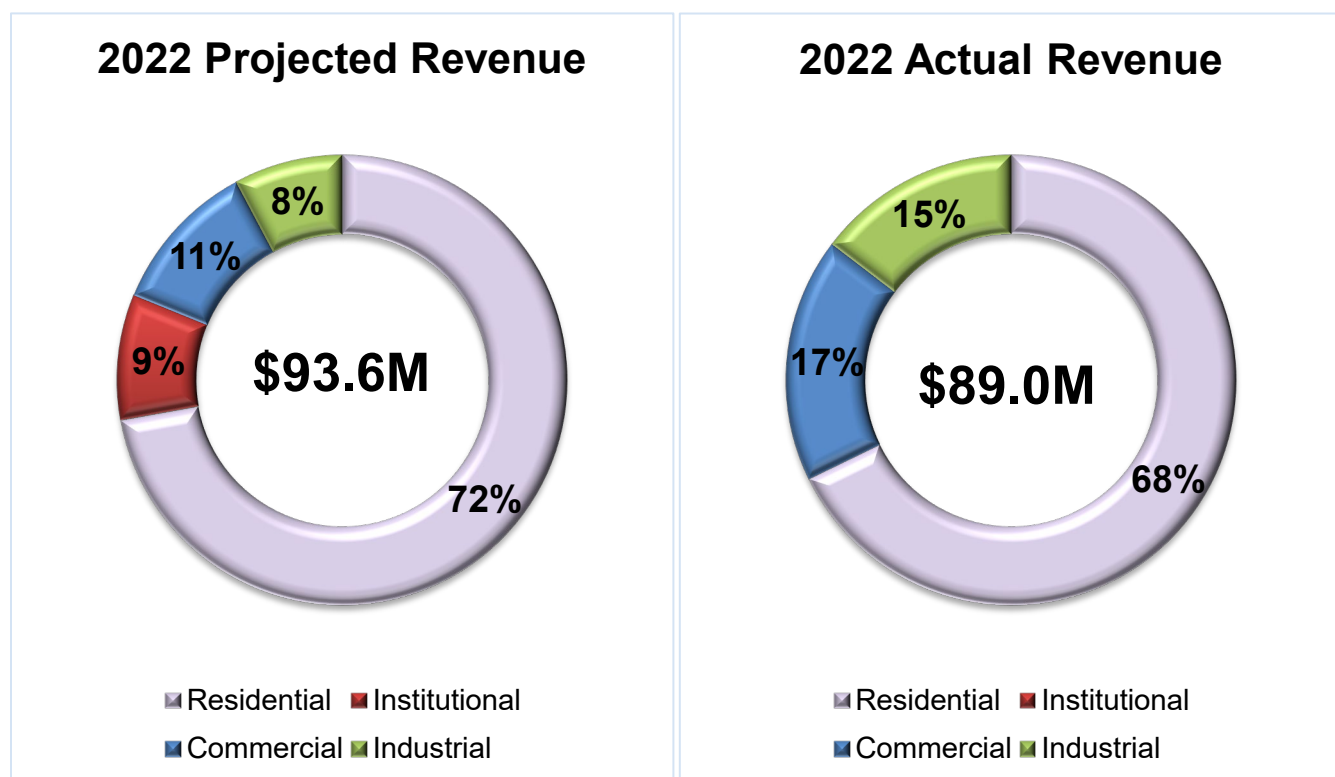
An important relationship exists between the projected amount of residential and non-residential growth and the City's investment in infrastructure projects. DC rate calculations are based on growth projections that determine servicing needs, which in turn establish DC rates. With the legislative changes to the DCA, through Bill 23 More Homes Built Faster Act, 2022, the DC rate setting process is now required to be completed at least every ten years (previously five years). This change will result in an even higher degree of regular monitoring of growth revenues and growth spending. This will be essential to ensure that sufficient funds are collected to facilitate the timely construction of growth infrastructure as well as maintain the financial health of the City Services Reserve Funds.

Through the information contained in this report, Council will be able to determine if actions are required to address significant unmet revenue targets and/or substantially increased project costs. Actions available may include growth capital budget adjustments or the initiation of a new DC Background Study in advance of regularly planned updates (which may facilitate collecting additional revenues to maintain the planned growth infrastructure forecast). If Civic Administration is significantly concerned with the observations gleaned from monitoring, recommendations will be made to Council for adjustments during the annual Growth Management Implementation Strategy (GMIS) review.

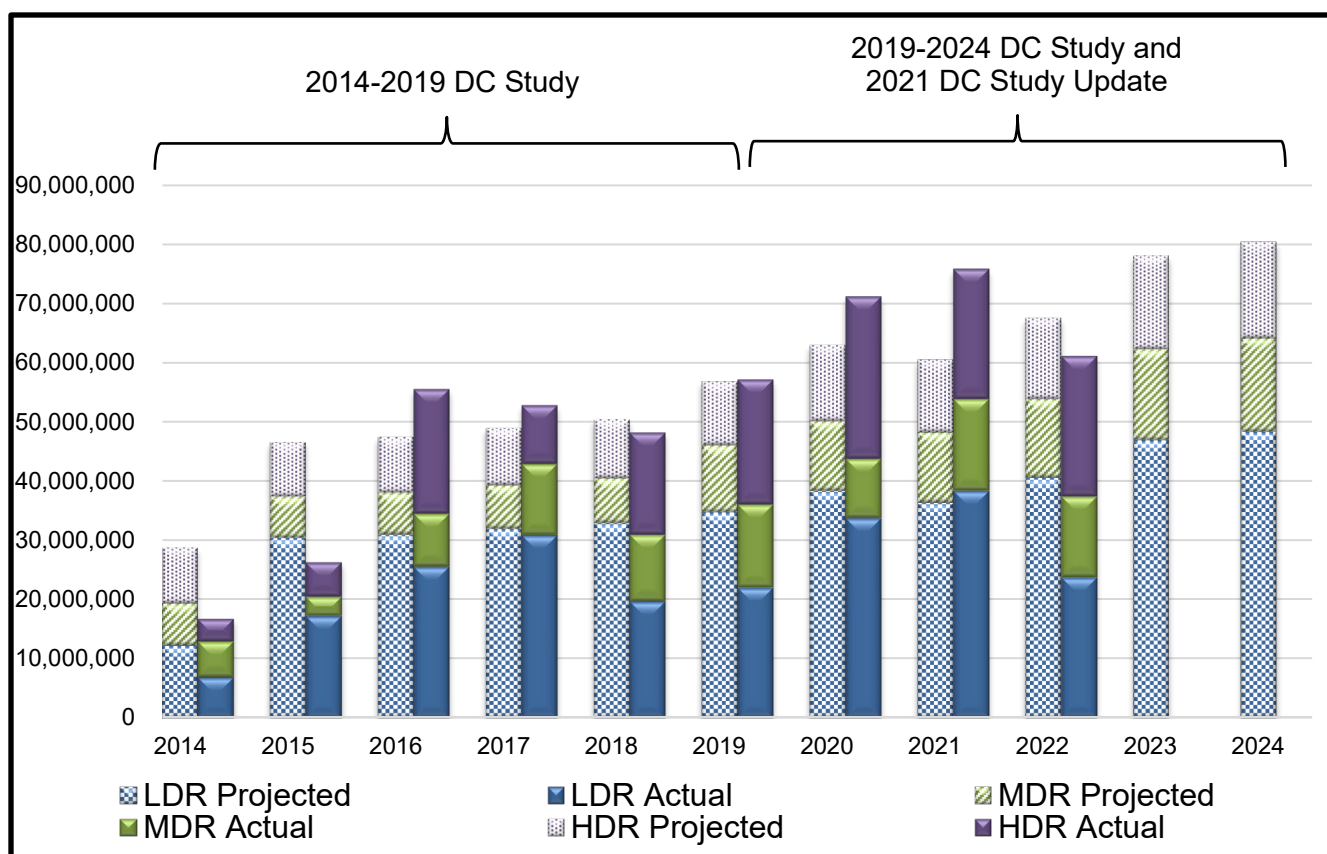
### **Revenue Analysis**

Figure 1 shows the distribution of the 2022 projected and actual revenues between residential and non-residential development. Residential development accounts for the largest proportion of DC revenues accounting for 68% of the total. A further breakdown of residential revenues by Low Density Residential (LDR), Medium Density Residential (MDR), and High Density Residential (HDR) is shown in Figure 2.

**Figure 1 - 2022 Projected and Actual Growth Revenues by Development Type**



**Figure 2 – Residential Projected and Actual Revenues (\$000's)**



The following observations related to 2022 growth revenues are noted below:

- Actual revenues were below projected revenues resulting in a \$4.6 million revenue shortfall. The revenue shortfall was driven by lower than anticipated institutional revenue, which is challenging to forecast given the irregular nature of this development category, as well as the Provincial exemption for universities. Residential revenues were also below projections. This was due to a shortfall in low density residential, partially offset by high density residential well above projections and medium density residential slightly above projections. Both commercial and industrial revenues were strong in 2022 and had a positive impact on DC revenues.

- With the DC Study being deferred three years and the next DC Background Study and DC By-law not anticipated until 2028, staff will need to remain watchful of growth activity to recommend corrective measures should circumstances reflect changing growth patterns. Maintaining robust DC revenues is an important element to ensuring that growth infrastructure investments are constructed when required to facilitate development and to manage future debt obligations.

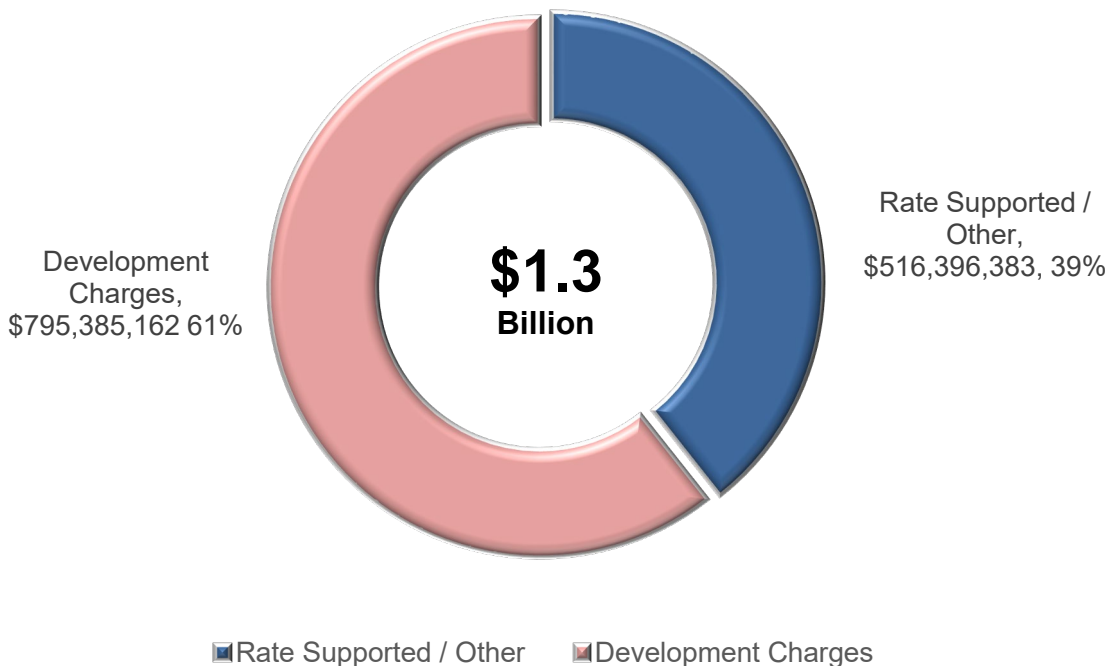
**Expenditure Analysis**

DC rates are informed by high-level cost estimates for infrastructure projects identified in servicing master plans. These estimates are used to establish budgets for individual projects and in some cases cost estimates are further refined through Environmental Assessments and/or detailed design. Identified DC projects are generally adjusted as required, to address inflationary pressures to maintain the relationship between DC rate indexing (for DC revenues) and variability in construction costs.

From a DC monitoring perspective, expenditures are examined to assess whether project costs align with adjusted estimates used to determine DC rates. Project costs that repeatedly exceed approved budgets present concerns about the appropriateness of DC rates and the sustainability of the City Services reserve funds. Conversely, project costs consistently below approved budgets provide a benefit to off-set situations of decreased revenues, provide opportunities to reduce the need for DC supported debt, or reduce future DC rates. Projects that are on-budget are neutral for DC monitoring purposes and are generally not an area of focus.

The life-to-date growth capital budget is approximately \$1.3 billion with development charge funding representing approximately 61% (figure 3). The life-to-date capital budget for each DC service, illustrating committed versus uncommitted funding, is contained in Table 1. It is important to note that spending on capital projects may occur several years after budget approval due to the long timelines for environmental assessments, detailed design, etc.

**Figure 3 – Life-To-Date Growth Capital Budget by Funding Source**



**Table 1 – Committed Life-To-Date Growth Capital Budget Summary (\$000's)**

Service	Approved Budget <sup>1</sup>	Actual and Commitments	Uncommitted to Date	Percent Committed
Fire	6,683	10	6,673	0.1%
Growth Studies	6,651	5,065	1,586	76.1%
Library	12,304	0	12,304	0.0%
Parks & Recreation	165,344	97,399	67,945	58.9%
Police	20,206	375	19,831	1.9%
Roads & Related	635,423	391,313	244,110	61.6%
Stormwater	196,985	94,657	102,328	48.1%
Transit	24,745	6,515	18,230	26.3%
Waste Diversion	0	0	0	0.0%
Wastewater	153,381	119,510	33,871	77.9%
Water Distribution	90,061	68,181	21,880	75.7%
<b>TOTAL</b>	<b>1,311,783</b>	<b>783,025</b>	<b>528,758</b>	<b>59.7%</b>

Subject to rounding

Note 1: Totals are for active projects as of December 31, 2022

Civic Administration actively monitors growth related capital spending to ensure that spending is being managed within the Council approved budget. In general, growth-related capital project costs have been consistent with the DC Background Study estimates and Council-approved budgets. A total of eleven (11) projects received noteworthy budget adjustments in 2022. While most adjustments resulted in additional funding requirements from the applicable City Services reserve funds, Staff is of the opinion that the variances are not significant enough to trigger adjustments to the capital plan through GMIS nor an interim update of the DC Background Study. The experience of these projects will assist with refinements to project scope and cost estimates for the next DC Background Study. Refer to Appendix B for additional detail of the noteworthy growth capital budget adjustments that occurred in 2022.

### Reserve Fund Analysis

Maintaining the financial health of the City Services reserve funds is essential to ensuring:

- that the timing of critical growth infrastructure is maintained, resulting in development proceeding as planned;
- that the City does not develop an over reliance on debt financing and associated costs to service that debt (interest); and
- that the need to trigger a DC rate adjustment prior to the scheduled DC Background Study is avoided.

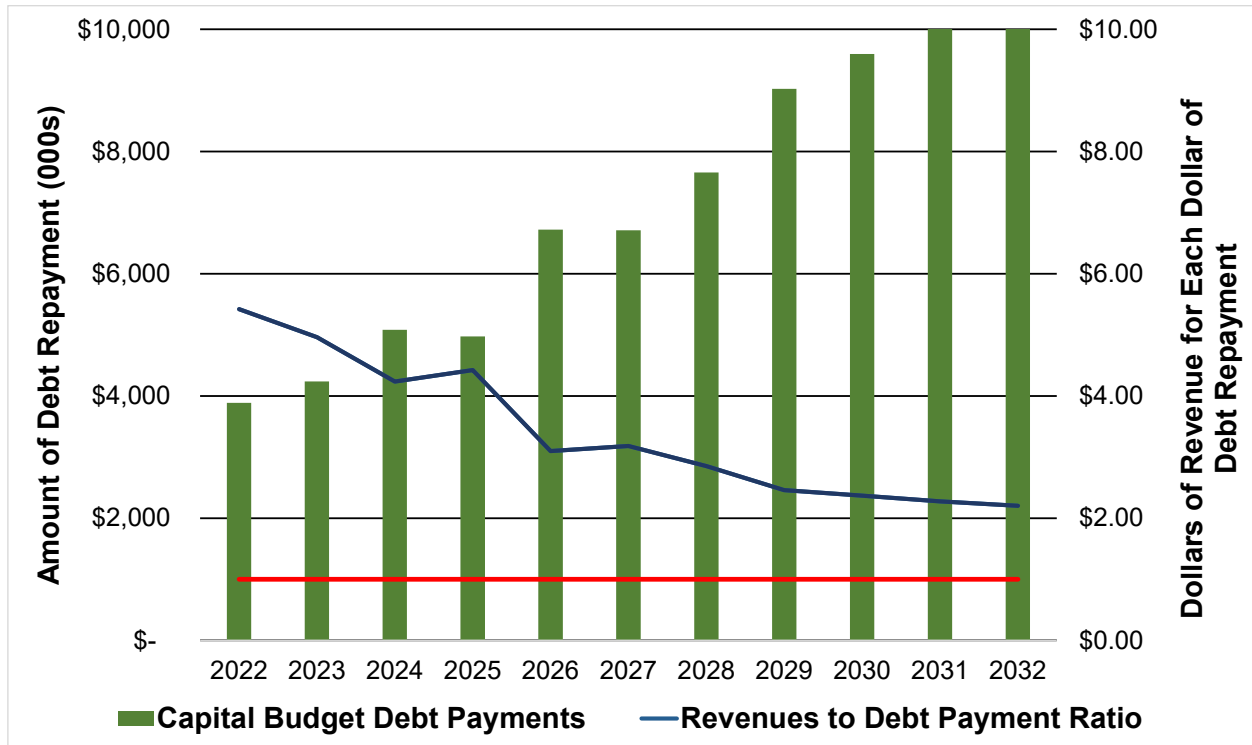
Administration actively monitors and reviews the health and financial sustainability of the City Services reserve funds. This analysis revealed a need to closely monitor reserve fund activity for Stormwater Management and Wastewater. These services rely heavily on debt to facilitate the timing of infrastructure construction given that:

- major expenditures for sanitary sewers and stormwater management precede and facilitate growth; new investments are required well prior to development being possible in a new growth area; and
- significant amounts of project costs have been identified for future recovery (i.e. post period benefits) in the 2021 DC rate calculations with the objective of achieving a fair allocation of recovery of investment in growth costs. Therefore, the DC reserve funds that finance these services rely on debt to finance the portion of the project costs identified for recovery beyond the 20-year time horizon of the DC Study.

The Stormwater and Wastewater reserve fund analysis is presented in Figures 4 and 5 respectively. The green vertical bars represent capital budget debt payments and the blue line represents the revenue to debt payment ratio, noting that the red line represents a revenue to debt ratio of 1:1. For Stormwater, the declining blue line

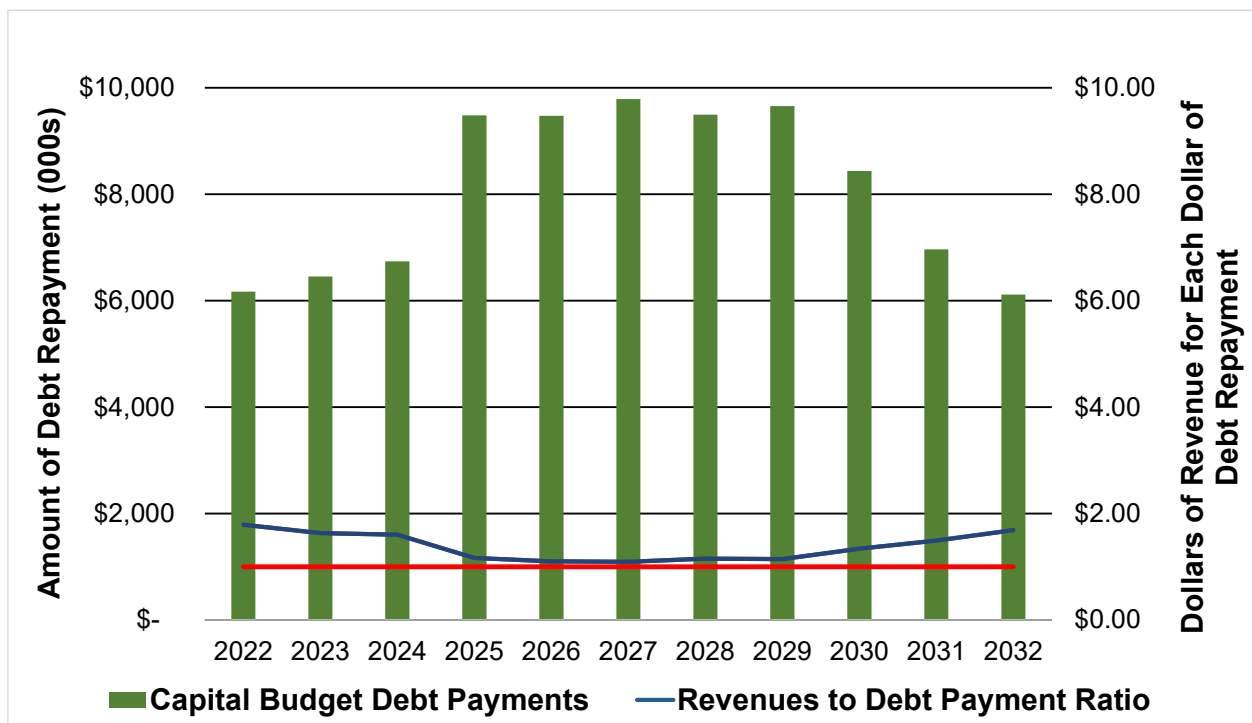
indicates that an increasing share of DC revenues is being used to pay down existing and planned debt, limiting the amount of cash draws available to fund projects. While the ratio is within appropriate ranges, the downward trend is noteworthy.

**Figure 4 – 10 Year Stormwater Reserve Fund Analysis**



For Wastewater, the revenue to capital debt payments is more concerning in the years between 2025 to 2029. Administration will continue to monitor debt servicing trends and will seek to reduce authorized, but unissued debt in accordance with the Council approved Debt Management Policy.

**Figure 5 – 10 Year Wastewater Reserve Fund Analysis**



Administration notes that the revenue to debt payments ratio has been improving in recent years. Previously there were concerns that collected total annual revenues would be insufficient to pay for debt servicing costs, let alone future investments in infrastructure. Should additional growth, sustained positive construction price indexing, and reasonable inflationary adjustments be maintained in the coming years, reserve

fund health will continue to improve with greater opportunities to reduce reliance on debt as a source of financing and stronger cash balances to mitigate future DC rate increases.

#### **1.4 More Homes Built Faster Act, 2022 (formerly Bill 23)**

Included in the changes enacted by the More Homes Built Faster Act, 2022 is an update to section 35 (2) of the DCA as follows:

##### **Use of reserve funds**

35 (1) The money in a reserve fund established for a service may be spent only for capital costs determined under paragraphs 2 to 7 of subsection 5 (1). 1997, c. 27, s. 35; 2019, c. 9, Sched. 3, s. 10.

##### **Requirement to spend or allocate monies in reserve fund**

(2) Beginning in 2023 and in each calendar year thereafter, a municipality shall spend or allocate at least 60 per cent of the monies that are in a reserve fund for the following services at the beginning of the year:

1. Water supply services, including distribution and treatment services.
2. Wastewater services, including sewers and treatment services.
3. Services related to a highway as defined in subsection 1 (1) of the Municipal Act, 2001 or subsection 3 (1) of the City of Toronto Act, 2006, as the case may be. 2022, c. 21, Sched. 3, s. 10.

Municipalities across Ontario continue to seek clarity on elements of the More Homes Built Faster Act, 2022 – one such element is the definition of “spend or allocate” in section 35 (2). While there is no formal reporting requirement for section 35 (2), and clarity is still required pertaining to the definition, Appendix C of this report provides an overview of the City of London’s City Services reserve fund balances and the amounts of those balances Civic Administration would consider spent or allocated as of December 31, 2022, noting that the presentation of this appendix is subject to change in future iterations of this report pending clarification of the above noted definitions.

## **Conclusion**

In accordance with the DCA it is recommended that this report be received for information and be made available to the public on the City of London’s website. Civic Administration have not identified any recommended actions to be taken as a result of the DC monitoring exercise.

<b>Prepared by:</b>	<b>Jason Davies, CPA, CMA, Manager III, Financial Planning and Policy</b>
<b>Prepared by:</b>	<b>Jason Senese, CPA, CGA, MBA, Manager III, Capital Assets and Projects</b>
<b>Submitted by:</b>	<b>Kyle Murray, CPA, CA, Director, Financial Planning and Business Support</b>
<b>Recommended by:</b>	<b>Anna Lisa Barbon, CPA, CGA, Deputy City Manager, Finance Supports</b>



**Appendix A - Statement of Development Charge (DC) Reserve Fund Activity for the year ending December 31, 2022**

**Table 1: Summary of Reserve Fund Activity**

City Services Reserve Funds	Wastewater	Stormwater	Roads and Related	Water	Growth Studies	Police	Fire	Parks & Recreation	Transit	Library	Waste Diversion (note 3)	Totals
Description of Service for which the Fund was established to recover growth related costs	Sanitary Sewers, Treatment Plants, Collection and Pumping Equipment	Major Storm Water Management, Storm Sewers	Road System Upgrades and Expansion of Capacity	Expansion of Water Storage and Distribution System	Growth Related Studies	Police Facilities, Vehicles, Officer Outfitting Costs	Fire Facilities, Vehicles, Firefighter Outfitting Costs	Recreational Facilities and Parkland Development	Transit Services, Facilities, Fleet	Library Facilities and Collections	Waste Diversion Services	
Opening Balance: January 1, 2022	\$16,611,443	\$57,605,032	\$135,231,951	\$33,470,349	\$3,432,902	\$1,570,737	\$1,818,161	\$29,394,678	\$8,062,082	\$4,532,459	\$1,179,842	\$292,909,636
Development Charge Revenues	8,072,596	15,947,521	38,616,109	4,157,732	2,886	1,132,292	157,566	8,138,727	361,851	40,407	530,120	77,157,806
Interest Earned	307,663	1,165,873	2,582,854	652,564	57,719	34,280	34,916	591,183	149,096	83,064	27,745	5,686,956
Commercial DC Phase-In Subsidy	0	0	0	0	0	0	0	0	0	0	0	0
Industrial DC Subsidy	2,648,820	3,933,991	4,425,594	1,153,694	0	18,915	2,971	5,376	14,213	0	0	12,203,574
Institutional DC Subsidy	2,917	7,678	19,377	2,062	0	306	48	25	154	0	0	32,568
Residential DC Subsidy	0	0	0	0	0	0	0	0	0	0	0	0
Total Contributions	\$11,031,995	\$21,055,063	\$45,643,933	\$5,966,052	\$60,605	\$1,185,793	\$195,501	\$8,735,310	\$525,314	\$123,471	\$557,865	\$95,080,904
Amount Transferred to (from) Capital Fund (Note 1)	3,347,696	6,468,159	35,919,387	1,624,262	691,160	45,768	0	1,361,839	379,189	0	0	49,837,460
Debt Servicing Costs/Accrued Interest (Note 2)	6,167,470	3,885,695	2,131,926	0	0	671,552	0	1,758,155	0	0	0	14,614,799
Development Charge Refunds	0	0	0	0	0	0	0	0	0	0	0	0
DC Interest (Interim Financing)	37,891	27,051	1,219	0	0	0	0	1,877	0	0	0	68,039
Total Disbursements	\$9,553,057	\$10,380,905	\$38,052,533	\$1,624,262	\$691,160	\$717,320	\$0	\$3,121,871	\$379,189	\$0	\$0	\$64,520,298
Closing Balance: December 31, 2022	\$18,090,381	\$68,279,189	\$142,823,352	\$37,812,139	\$2,802,347	\$2,039,210	\$2,013,662	\$35,008,117	\$8,208,208	\$4,655,931	\$1,737,707	\$323,470,242
Future drawdowns in the Life-to-Date (LTD) Capital Budget as of December 31, 2022	\$13,003,948	\$64,571,500	\$144,549,012	\$17,303,846	\$2,549,578	\$1,243,191	\$1,103,820	\$30,610,780	\$2,223,646	\$1,318,300	\$0	\$278,477,621

Notes:  
 (1) "Amount Transferred to (from) Capital Fund" reflects 2022 progress draws for actual dollars spent against approved capital budgets.  
 (2) "Debt Servicing Costs" reflect 2022 debt payments (principal and interest) against debt issued to finance growth portion of growth related projects. Details of these draws appear on the following pages.  
 (3) Waste Diversion does not have a detailed project listing as there are no capital projects with life-to-date budgets in this service. Future growth projects will be financed from this fund.

**Table 2: Summary of Approved Projects Funded Through Debt**

Debt Status	Wastewater	Stormwater	Roads and Related	Water	Growth Studies	Police	Fire	Parks & Recreation	Transit	Library	Waste Diversion	Total
Outstanding principal (at December 31, 2022) on issued debt where debt payments are funded from DC revenues	41,704,645	20,116,212	10,635,374	0	0	1,729,668	0	8,307,955	0	0	0	82,493,854
Authorized but unissued debt (as at December 31, 2022) where debt payments will be funded from DC revenues	30,615,255	33,673,143	45,661,845	0	0	1,162,740	3,486,320	1,589,580	0	5,317,914	0	121,506,797

**Appendix A - Statement of Development Charge (DC) Reserve Fund Activity for the year ending December 31, 2022**

**Table 3: Summary of Approved Projects Funded From Wastewater Levies**

Capital Project Number	DC ID Number	Capital Project Title	Total Project Life to date Budget	LTD Tax/Rate Supported plus Other Sources of Financing	LTD City Services Reserve Fund (CSRF) Commitment	LTD Debt (DC Rate Supported)	CSRF Amount Transferred to (from) Capital Fund in 2022	Project Description
ES2204	DC14-WW01006	Colonel Talbot Pumping Station	11,361,956	197,400	373,556	10,791,000	172,745	Construction of a new pumping station to handle flows from Talbot, Westfield, Crestwood and Southwinds Pumping Station.
ES2205	DC19WW0006	Byron PS Upgrades	1,050,000	0	0	1,050,000	0	Works required to increase pumping capacity at the Byron pumping station.
ES2494	DC14WW0005	SS15A Lambeth Growth Area	5,000,000	0	2,765,700	2,234,300	229,575	Construction of a new trunk sanitary sewer extension north of Campbell Street through a future subdivision development.
ES2685	DC14-WW01001	Greenway PCC Expansion	44,955,855	15,389,955	6,265,900	23,300,000	-12,497	18 million litre discharge expansion and upgrade of the Greenway Wastewater Treatment Operations.
ES302519	DC19WW1002	Wastewater Servicing Built Area Works (2019-2023)	9,556,748	5,963,412	3,593,336	0	957,529	This project will fund works in the Built Area which replace existing infrastructure and provide a regional benefit to growth.
ES3083	DC14-WW02003	Infill & Intensification Corridors	1,450,122	156,407	1,293,715	0	0	Funding for the provision of growth triggered sanitary sewer infrastructure as part of scheduled transportation projects.
ES4416	DC14GS0009	Wastewater Future Development Charge Studies 2024	314,573	0	314,573	0	9,901	Studies required to undertake the future Development Charge Study that was initially planned for 2024.
ES5010	DC19WW0002	Greenway Expansion Studies	250,000	72,500	177,500	0	0	This project will focus on the next major Greenway expansion.
ES5132	DC14WW1005	East Park PS Upgrade	4,056,328	160,000	2,040,000	1,856,328	0	Expand and upgrade existing pumping station to handle additional flow of 18.2 million litre discharge due to industrial growth in southeast London.
ES5133	DC19WW0005	Pottersburg/Vauxhall Transfer PSs	5,000,000	500,000	2,000,000	2,500,000	73,717	This project will design and construct transfer pumping stations at Pottersburg (flow) and Vauxhall (sludge) in addition to flow equalization at one or both plants to increase capacity.
ES5145	DC14-WW02001	Sanitary Sewer Internal Oversizing Subsidy	446,625	12,200	434,425	0	0	To provide funding for sanitary sewer oversizing claims by land developers.
ES514519	DC19WW1001	Wastewater Internal Oversizing Subsidy (2019-2023)	1,436,247	0	1,436,247	0	125,219	Annual program to provide a subsidy to developers who are installing oversized sanitary sewers to service external lands.
ES5146	DC14-WW02002	Infill and Intensification Nodes Sanitary Sewer Servicing	614,805	92,317	522,488	0	0	Funding for the provision of growth triggered sanitary sewer infrastructure.
ES514819	DC19WW1003	Wastewater Strategic Links (2019-2023)	7,655,107	912,746	6,742,361	0	35,073	Annual program to fund sewers which serve growth areas; are within or cross significant roads, parks, or abut natural areas; and/or within an existing right-of-way.
ES5233	DC14WW1002	Vauxhall Expansion Capacity Upgrades	6,144,000	3,072,000	0	3,072,000	0	To provide expanded capacity for the London Psychiatric Hospital Lands Secondary Plan area.
ES5252	DC14-WW00008	KL1B Kilally Growth Area Adelaide PCP Sewershed	494,600	0	494,600	0	0	Construction of the Kilally South Trunk from the Edgevalley Phase I Subdivision part way to Kilally Road.
ES5253	DC14-WW00002	RB1B Riverbend Growth Area Oxford PCP Sewershed	1,267,966	55,966	165,000	1,047,000	17,612	Extension of the Riverbend Trunk Sanitary Sewer through Phase 2 West Kains Subdivision to Oxford Street West as identified in the Riverbend Sanitary Servicing Study.

**Appendix A - Statement of Development Charge (DC) Reserve Fund Activity for the year ending December 31, 2022**

**Table 3: Summary of Approved Projects Funded From Wastewater Levies**

Capital Project Number	DC ID Number	Capital Project Title	Total Project Life to date Budget	LTD Tax/Rate Supported plus Other Sources of Financing	LTD City Services Reserve Fund (CSRF) Commitment	LTD Debt (DC Rate Supported)	CSRF Amount Transferred to (from) Capital Fund in 2022	Project Description
ES5263	DC14-WW01008	Southwest Capacity Improvement	24,082,600	0	5,843,613	18,238,987	700,000	Required to provide growth related servicing to the southwest Area Secondary Plan and other South London areas within the City's urban growth area boundary.
ES5264	DC14-WW01011	Wonderland Pumping Station Upgrade	5,000,000	0	1,000,000	4,000,000	1,000,000	Major upgrade of Wonderland Pumping Station.
ES540419	DC19GS0003	Built Area Specific Studies	244,355	0	244,355	0	38,341	Assignment to evaluate sanitary servicing in specific areas in the core.
ES5910	UWRF	UWRF Transition to CSRF - Sewer	1,919,000	0	1,919,000	0	0	Under the 2019 Development Charges By-law, Urban Works Reserve Fund projects were transferred to the City Services Reserve Funds.
ID1057	DC19WW1000	Industrial Wastewater Servicing Works	12,500,100	0	1,000,100	11,500,000	0	Sanitary servicing of future light and general industrial land to provide an adequate inventory of large block 'shovel ready' land in strategic locations.
ID2058	Pre-2014 DC	Innovation Park - Swr Oversizing Works	8,265,000	7,594,400	670,600	0	396	To construct trunk sanitary sewers and stormwater management facilities for Innovation Park (formerly Airport Road South) Industrial Subdivision and related external works.
ID2058-3A	Pre-2014 DC	Innovation Park - Sewer	315,000	287,620	27,380	0	85	To design and construct an extension to the sanitary sewer for Innovation Park.
<b>Totals</b>			<b>\$153,380,987</b>	<b>\$34,466,923</b>	<b>\$39,324,449</b>	<b>\$79,589,615</b>	<b>\$3,347,696</b>	

\*Amounts Subject to Rounding

Note 1: Negative figures in the "CSRF Amount Transferred to (from) Capital Fund in 2022" column relate to adjustments to substitute debt financing for reserve fund drawdowns, or adjustments necessary to maintain the growth/non-growth split throughout the life of the capital project.

## Appendix A - Statement of Development Charge (DC) Reserve Fund Activity for the year ending December 31, 2022

**Table 4: Summary of Issued Debt For Approved Projects Funded From Wastewater Levies**

Capital Project Number	DC ID Number	Capital Project Title	Debt By-law #	Original Debt Issued for Growth Share	Year of Debt Issue/Retired	Principal outstanding as at December 31, 2022	CSRF debt payment (P&I) on issued debt
ES5246	Pre-2014 DC	White Oaks Area Servicing	D.-767-265	1,700,000	2012/2022	0	195,565
ES5236	DC 2009	Foxhollow Trunk Sanitary Sewer	D.-769-178	1,440,530	2014/2024	318,501	164,977
ES2095	DC 2009	Biosolids Disposal & Optimization Plan	D.-770-84	1,707,100	2015/2025	537,968	187,080
ES5247	DC14-WW00003	Wonderland Rd South Trunk Sanitary (SS14A)	D.-773-81	2,300,000	2017/2027	1,207,107	258,467
ES2685	DC14-WW01001	Greenway PCC Expansion	D.-774-91	14,000,000	2018/2028	8,823,055	1,611,566
ES5256	DC14-WW00007	Exeter Rd Trunk Sanitary Sewer	D.-775-80	2,166,646	2019/2029	1,567,637	245,528
ES2685	DC14-WW01001	Greenway PCC Expansion	D.-775-80	8,300,000	2019/2029	6,005,314	940,570
ID1057	DC19WW1000	Industrial Wastewater Servicing Works	D.-776-135	3,500,000	2020/2030	2,832,764	379,170
ES5263	DC14-WW01008	Southwest Capacity Improvement	D.-776-135	2,300,000	2020/2030	1,861,531	249,169
ES2685	DC14-WW01001	Greenway PCC Expansion	D.-776-135	1,000,000	2020/2030	809,361	108,334
ES2204	DC14-WW01006	Colonel Talbot Pumping Station	D.-776-135	6,500,000	2020/2030	5,260,847	704,173
ES2204	DC14-WW01006	Colonel Talbot Pumping Station	D.-777-124	4,291,000	2021/2031	3,861,900	486,814
ES5253	DC14-WW00002	RB1B Riverbend Growth Area Oxford PCP Sewershed	D.-777-124	1,047,000	2021/2031	942,300	118,782
ES5263	DC14-WW01008	Southwest Capacity Improvement	D.-777-124	2,000,000	2021/2031	1,800,000	226,900
ID1057	DC19WW1000	Industrial Wastewater Servicing Works	D.-777-124	1,600,000	2021/2031	1,440,000	181,520
ES5253	DC14-WW00002	RB1B Riverbend Growth Area Oxford PCP Sewershed	D.-778-135	2,846,360	2022/2032	2,846,360	46,325
ES5264	DC14-WW01011	Wonderland Pumping Station Upgrade	D.-778-135	1,000,000	2022/2032	1,000,000	16,275
ID1057	DC19WW1000	Industrial Wastewater Servicing Works	D.-778-135	590,000	2022/2032	590,000	9,602
		Debt Discount General					37,116

		Accrued Interest						-462
<b>Totals</b>						\$58,288,636	\$41,704,645	\$6,167,470

\*Amounts Subject to Rounding

**Appendix A - Statement of Development Charge (DC) Reserve Fund Activity for the year ending December 31, 2022**

**Table 5: Summary of Authorized but Unissued Debt For Approved Projects Funded From Wastewater Levies**

Capital Project Number	DC ID Number	Capital Project Title	LTD Authorized but not Issued	Expected Year of Debt Issue
ES2205	DC19WW0006	Byron PS Upgrades	1,050,000	2026
ES2494	DC14WW0005	SS15A Lambeth Growth Area	2,234,300	2026
ES5132	DC14WW1005	East Park PS Upgrade	1,856,328	2025
ES5133	DC19WW0005	Pottersburg/Vauxhall Transfer PSs	2,500,000	2024
ES5233	DC14WW1002	Vauxhall Expansion Capacity Upgrades	3,072,000	2024
ES5263	DC14-WW01008	Southwest Capacity Improvement	11,092,627	2023
ES5264	DC14-WW01011	Wonderland Pumping Station Upgrades	3,000,000	2023
ID1057	DC19WW1000	ILDS Sanitary Servicing Trunk	5,810,000	2024
<b>Totals</b>			<b>\$30,615,255</b>	

**Appendix A - Statement of Development Charge (DC) Reserve Fund Activity for the year ending December 31, 2022**

**Table 6: Summary of Approved Projects Funded From Stormwater Levies**

Capital Project Number	DC ID Number	Capital Project Title	Total Project Life to date Budget	LTD Tax/Rate Supported plus Other Sources of Financing	LTD City Services Reserve Fund (CSRF) Commitment	LTD Debt (DC Rate Supported)	CSRF Amount Transferred to (from) Capital Fund in 2022	Project Description
ES2605	DC19MS0002	Mud Creek East Branch Ph 3	3,961,958	0	3,961,958	0	0	To undertake remediation works to minimize and eliminate the existing erosion, conveyance and flooding deficiencies for the portion of the Mud Creek system between CN Rail and Oxford Street, all within the Mud Creek East subwatershed.
ES2681	DC14-MS00013	Mud Creek East Br Stormwater Servicing and Improvements	9,259,800	355,067	7,674,212	1,230,521	0	To undertake remediation works to minimize and eliminate the existing erosion, conveyance and flooding deficiencies of the Mud Creek system, all within the Mud Creek East subwatershed.
ES2681-2	DC19MS0001	Mud Creek East Br Phase 2 (CN to Oxford)	7,169,600	4,524,017	2,645,583	0	175,296	To undertake remediation works to minimize and eliminate the existing erosion, conveyance and flooding deficiencies of the Mud Creek system, all within the Mud Creek East subwatershed. Works include natural channel reconstruction and new triple culvert at Oxford Street.
ES2701	DC19MS0004	SWM Contingency Facility	865,075	0	0	865,075	0	To fund unforeseen Stormwater Management Facilities that may be required to service new growth.
ES3020-HP6	DC 2009	SWM Facility - Hyde Park 6	2,416,700	99,306	2,317,394	0	9,611	Design and construction of stormwater management Pond.
ES3020-PD2	DC 2009	SWM Facility - Pincombe Drain 2	2,456,700	101,039	0	2,355,661	0	Design and construction of stormwater management Pond.
ES3020-RVBTC	DC14-MS00032	SWM Facility - River Bend Tributary C	13,906,700	89,900	5,596,800	8,220,000	2,791,270	Design and construction of stormwater management Pond.
ES3021	DC14-MS00064	Land (Expropriation Negotiations)	900,000	0	900,000	0	-78	To undertake all necessary engineering, economic and legal assessment to proceed with land expropriation for the identified stormwater management facilities.
ES3022	DC19MS0005	Old Oak 2 SWM Facility	890,044	0	890,044	0	0	To undertake the required Municipal Class Environmental Assessment to study, design and construct the Old Oak stormwater management facility and associated works to service proposed development growth in the vicinity of the White Oak and Dingman Drive area.
ES3023	DC14MS00023 & DC14MS00024	North Lambeth Tributary 12	6,914,260	0	4,400,000	2,514,260	0	Design and construction of stormwater management Pond.
ES3201	DC14-MS00002	Dingman #1 Remediation SWM Flood Control Facility	7,641,081	6,899,481	741,600	0	8,471	To undertake remediation works to minimize and eliminate existing flooding, erosion and conveyance capacity deficiencies of the Dingman Creek system and construct water resources/stormwater management remediation works.
ES3202	DC14MS0003	Dingman #2 Remediation SWM Flood Control Facility	409,600	348,160	61,440	0	0	To undertake remediation works to minimize and eliminate existing flooding, erosion and conveyance capacity deficiencies for the Dingman Creek System and to construct water resources remediation/reclamation system.
ES3203	DC14-MS00007	Hyde Park-Stanton Drain Phase 2	287,500	0	287,500	0	0	To design and construct Hyde Park/Stanton Drain Remediation works in accordance with the accepted stormwater management facilities Municipal Class Environmental Assessment.

**Appendix A - Statement of Development Charge (DC) Reserve Fund Activity for the year ending December 31, 2022**

**Table 6: Summary of Approved Projects Funded From Stormwater Levies**

Capital Project Number	DC ID Number	Capital Project Title	Total Project Life to date Budget	LTD Tax/Rate Supported plus Other Sources of Financing	LTD City Services Reserve Fund (CSRF) Commitment	LTD Debt (DC Rate Supported)	CSRF Amount Transferred to (from) Capital Fund in 2022	Project Description
ES3206	DC14GS0002	Stormwater Future Development Studies 2024	314,573	0	314,573	0	9,901	Studies to undertake an update to the Development Charges Study initially planned for 2024 for servicing growth for storm/drainage and SWM servicing.
ES3208	DC14GS0006	Southeast Area Municipal Class Environmental Assessment	524,288	0	524,288	0	0	To undertake the southeast area Municipal Class Environmental Assessment Study(s) to identify the recommended storm/drainage and Stormwater management servicing workings for proposed development growth.
ES320919	DC19GS1001	Stormwater Unidentified EA Addendums (2019-2023)	244,354	0	244,354	0	0	To undertake Addendum(s) to the existing accepted Municipal Class environmental assessment studies for storm/drainage and stormwater management servicing works that need to be changed/modified.
ES3221	DC21MS0012	Thornicroft Drain Natural Channel Improvements	400,000	232,000	168,000	0	0	Systemwide Channel improvement project to support sustainable neighbourhood growth along the Thornicroft Drain from Southdale Road to Hamlyn Road. Includes system-wide erosion, hydrogeological, and flow conveyance studies to inform neighbourhood growth.
ES5425	DC14-MS00063	Interim Works as Identified in Environmental Assessment	1,200,000	0	1,200,000	0	0	To undertake the required preliminary of storm/drainage and stormwater management water resources evaluation of existing and future conditions to assess the requirement for the Interim Works identified in Environmental Assessment Studies.
ES5427	DC14-MS00065	Pre-Assumption Monitoring	1,000,000	0	1,000,000	0	72,666	To undertake the required stormwater management water quality monitoring to proceed with the city's assumption of stormwater management facilities.
ES542719	DC19MS0065	Pre-Assumption Monitoring (2019-2023)	814,515	0	814,515	0	0	To undertake the required stormwater management water quality monitoring to proceed with the city's assumption of stormwater management facilities.
ES5428	DC14-MS01002	Infill & Intensification Nodes Storm Sewer Servicing	2,756,580	192,980	2,563,600	0	0	Funding for the provision of growth triggered storm sewer infrastructure. Future budget amounts to be verified through detailed engineering studies - Core Area Servicing Study (CASS).
ES5429	DC14-MS01001	Storm Sewer Internal Oversizing Subsidy	5,920,674	25,300	5,895,374	0	0	To provide funding source for storm sewer oversizing claims by land developers.
ES542919	DC19MS1001	Storm Swr Internal Oversizing Subsidy (2019-2023)	5,509,222	0	5,509,222	0	311,210	To provide funding source for storm sewer oversizing claims by land developers.
ES543519	DC19MS0003	Subwatershed Impact Monitoring (2019-2023)	1,018,144	0	1,018,144	0	185,317	To conduct water quality and quantity monitoring in sub watersheds that will experience significant growth in the next 20 years, all to support requirements of comprehensive Stormwater Management Environmental Compliance Approvals that will be issued by the Ministry of Environment, Conservation and Parks.



**Appendix A - Statement of Development Charge (DC) Reserve Fund Activity for the year ending December 31, 2022**

**Table 6: Summary of Approved Projects Funded From Stormwater Levies**

Capital Project Number	DC ID Number	Capital Project Title	Total Project Life to date Budget	LTD Tax/Rate Supported plus Other Sources of Financing	LTD City Services Reserve Fund (CSRF) Commitment	LTD Debt (DC Rate Supported)	CSRF Amount Transferred to (from) Capital Fund in 2022	Project Description
ES543619	DC19MS1002	Storm Sewer Built Area Works (2019-2023)	20,961,337	9,327,795	11,633,542	0	168,285	To fund growth-triggered storm sewer infrastructure within the Built Area Works limits.
ES543819	DC19MS1003	Low Impact Development (2019-2023)	2,629,439	0	2,629,439	0	0	This project supports the installation of linear low impact development features within the municipal right of way for new single family residential subdivisions, all in accordance with the local servicing policies of the 2019 Development Charges Study. Linear low impact developments include third pipe systems, rain gardens, or infiltration swales. These systems support groundwater recharge and reduce the volume and peak flow of Stormwater runoff.
ES5520	DC14-MS00201	Community Growth Trunk Storm Sewer Works	3,030,480	0	3,030,480	0	0	Funding for the provision of major trunk storm sewers along arterial roadways to support growth triggered storm sewer infrastructure. Future budget amounts to be verified through detailed engineering studies.
ES552019	DC19MS1000	Community Growth Trunk Storm Sewer Works (2019-2023)	1,909,710	0	1,909,710	0	1,137,144	To provide a fund for the provision of major trunk storm sewers along arterial roadways to support growth triggered storm sewer infrastructure. Future budget amounts to be verified through detailed engineering studies.
ES6610	UWRF	UWRF Transition to CSRF-SWM	7,514,300	0	7,514,300	0	421,969	Under the 2019 Development Charges By-law, Urban Works Reserve Fund projects were transferred to the City Services Reserve Funds.
ESSWM-DCNLP9	DC14-MS00025	SWM Facility - North Lambeth No. P9	6,476,927	0	1,876,116	4,600,811	-311,069	Design and construction of stormwater management Pond.
ESSWM-FH1	DC14MS0006	SWM Facility - Fox Hollow	3,700,000	0	3,700,000	0	79,830	Design and construction of stormwater management Pond.
ESSWM-HP5	DC14-MS00008	SWM Facility - Hyde Park #5	6,517,700	289,667	6,228,033	0	337,708	Design and construction of stormwater management Pond.
ESSWM-KILSE	DC14MS0009	SWM Facility - Kilally SE	5,649,957	0	250,000	5,399,957	40,244	Design and construction of stormwater management Pond.
ESSWM-LPH	DC14MS0011	SWM Facility - London Psychiatric Hospital	3,954,100	0	1,954,100	2,000,000	50,034	Design and construction of stormwater management Pond.
ESSWM-MM2	DC14-MS00015	SWM Facility - Murray Marr #2	4,400,000	0	4,400,000	0	0	Design and construction of stormwater management Pond.
ESSWM-MM4	DC14-MS00016	SWM Facility - Murray Marr #4	2,224,054	218,654	2,005,400	0	59,026	Design and construction of stormwater management Pond.
ESSWMNLP2N	DC21MS0010	SWM Facility - North Lambeth P2 North	280,000	0	0	280,000	0	Design and construction of stormwater management Pond.
ESSWMNLP2S	DC14MS0020	SWM Facility - North Lambeth P2 South	500,000	0	500,000	0	0	Design and construction of stormwater management Pond.
ESSWMNLT12	DC21MS0003	SWM Facility - North Lambeth Tributary 12	4,244,344	3,692,579	551,765	0	294,455	Design and construction of stormwater management Pond.
ESSWM-OV1	DC14-MS00026	SWM Facility - Old Victoria #1	3,085,061	10,700	3,074,361	0	94,045	Design and construction of stormwater management Pond.
ESSWM-PD3	DC14-MS00029	SWM Facility - Pincombe Drain No. 3	3,502,200	0	3,026,201	475,999	15,896	Design and construction of stormwater management Pond.

**Appendix A - Statement of Development Charge (DC) Reserve Fund Activity for the year ending December 31, 2022**

**Table 6: Summary of Approved Projects Funded From Stormwater Levies**

Capital Project Number	DC ID Number	Capital Project Title	Total Project Life to date Budget	LTD Tax/Rate Supported plus Other Sources of Financing	LTD City Services Reserve Fund (CSRF) Commitment	LTD Debt (DC Rate Supported)	CSRF Amount Transferred to (from) Capital Fund in 2022	Project Description
ESSWM-PD4	DC14MS0030	SWM Facility - Pincombe Drain No. 4	1,500,000	0	1,500,000	0	0	Design and construction of stormwater management Pond.
ESSWMPDP6	MC21MS0006	SWM Facility - Pincombe Drain P6	2,250,900	0	0	2,250,900	0	Design and construction of stormwater management Pond.
ESSWM-PDR	DC14-MS00028	SWM Facility - Pincombe Drain Remediation	4,300,000	787,500	937,500	2,575,000	0	Design and construction of stormwater management Pond.
ESSWM-PKR	DC14-MS00027	SWM Facility - Parker	6,055,000	0	5,351,924	703,076	0	Design and construction of stormwater management Pond.
ESSWM-SC2	DC14-MS00035	SWM Facility - Stoney Creek No. 2	1,599,000	0	1,000,000	599,000	0	Design and construction of stormwater management Pond.
ESSWMSC7	DC14MS0033	SWM Facility - Stoney Creek 7	276,419	0	276,419	0	0	Design and construction of stormwater management Pond.
ESSWM-SC8	DC14MS0036	SWM Facility - Stoney Creek No. 8	96,000	0	96,000	0	0	Design and construction of stormwater management Pond.
ESSWM-SD6A	DC14-MS00037	SWM Facility - Sunningdale 6A	620,714	0	620,714	0	477,023	Design and construction of oil and grit separator to replace stormwater management Pond. Owner led works.
ESSWMSDE1	DC14MS0038	SWM Facility - Sunningdale E1	3,317,306	0	0	3,317,306	0	Design and construction of stormwater management Pond.
ESSWM-WO3	DC14MS0039	SWM Facility - White Oaks #3	3,068,763	0	425,000	2,643,763	0	Design and construction of stormwater management Pond.
ID1090	DC19MS0200	Industrial Storm Trunk Sewer Works	4,883,400	0	1,750,000	3,133,400	6,160	Storm servicing of future light and general industrial land to provide an adequate inventory of large block "shovel ready" land in strategic locations.
ID2095	DC19MS0100	Industrial SWM Ponds	11,330,523	0	7,519,314	3,811,209	33,745	Stormwater management servicing of future light and general industrial land to provide an adequate inventory of large block 'shovel ready' land in strategic locations.
ID2095OXF	DC14-MS00053 to MS00060	Oxford Business Park Servicing	325,872	0	325,872	0	0	Storm servicing of future light and general industrial land to provide an adequate inventory of large block "shovel ready" land in strategic locations.
<b>Totals</b>			<b>\$196,984,874</b>	<b>\$27,194,145</b>	<b>\$122,814,791</b>	<b>\$46,975,938</b>	<b>\$6,468,159</b>	

\*Amounts Subject to Rounding

Note 1: Negative figures in the "CSRF Amount Transferred to (from) Capital Fund in 2022" column relate to adjustments to substitute debt financing for reserve fund drawdowns, or adjustments necessary to maintain the growth/non-growth split throughout the life of the capital project.

**Appendix A - Statement of Development Charge (DC) Reserve Fund Activity for the year ending December 31, 2022**

**Table 7: Summary of Issued Debt For Approved Projects Funded From Stormwater Levies**

Capital Project Number	DC ID Number	Capital Project Title	Debt By-law #	Original Debt Issued for Growth Share	Year of Debt Issue/Retired	Principal outstanding as at December 31, 2022	CSRF debt payment (P&I) on issued debt
ES3020-FHE2	Pre-2014 DC	SWM Ponds - Foxhollow E2	D.-767-265	943,000	2012/2022	0	108,481
ES3020-HP1B1	Pre-2014 DC	SWM Ponds - Hyde Park 1B1	D.-768-283	2,100,000	2013/2023	235,536	246,771
ES3020-UPNB2	DC 2009	SWM Ponds - Uplands North	D.-768-283	1,600,000	2013/2023	179,456	188,016
ES3020-HD	DC 2009	SWM Facility - Heard Drain	D.-769-178	4,391,635	2014/2024	970,991	502,952
ES3020-FH1	DC14-MS00006	SWM Facility - Fox Hollow #1	D.-770-84	2,402,000	2015/2025	756,956	263,234
ES3020-HP4	DC14-MS00007	SWM Facility - Hyde Park #4	D.-770-84	4,150,900	2015/2025	1,308,097	454,895
ES2477	DC 2009	Stoney Creek Remediation	D.-771-79	2,331,500	2016/2026	969,765	261,843
ESSWM-SB	DC14-MS00041	SWM Facility - Wickerson No. S-B	D.-774-91	1,946,000	2018/2028	1,226,405	224,008
ES3020-RVBTC	DC14-MS00032	SWM Facility - River Bend Tributary C	D.-775-80	6,027,795	2019/2029	4,361,301	683,080
ES3020-FH3	Pre-2014 DC	SWM Facility - Fox Hollow #3	D.-775-80	4,705,559	2019/2029	3,404,622	533,242
ESSWM-DCNLP9	DC14-MS00025	SWM Facility - North Lambeth No. P9	D.-776-135	3,000,000	2020/2030	2,428,083	325,003
ID2095	DC19MS0100	Industrial SWM Ponds	D.-776-135	3,525,000	2022/2032	3,525,000	57,369
ES2681	DC14-MS00013	Mud Creek East Br Stormwater Servicing and Improvements	D.-776-135	750,000	2022/2032	750,000	12,206
		Debt Discount					24,170
		Accrued Interest					425
<b>Totals</b>				<b>\$37,873,389</b>		<b>\$20,116,212</b>	<b>\$3,885,695</b>

**Appendix A - Statement of Development Charge (DC) Reserve Fund Activity for the year ending December 31, 2022**

**Table 8: Summary of Authorized but Unissued Debt For Approved Projects Funded From Stormwater Levies**

Capital Project Number	DC ID Number	Capital Project Title	LTD Authorized but not Issued	Expected Year of Debt Issue
ES2681	DC14-MS00013	Mud Creek Erosion	480,521	2023
ES2701	DC19MS0004	SWM Contingency Facility	865,075	2026
ES3020-PD2	DC 2009	SWM Facility - Pincombe Drain	2,355,661	2024
ES3020-RVBTC	DC14-MS00032	SWM Facility - Riverbend Tributary C	2,192,205	2024
ES3023	DC14MS00023 & DC14MS00024	North Lambeth Tributary 12	2,514,260	2024
ESSWM-DCNLP9	DC14-MS00025	SWM Facility - Dingman Creek North Lambeth No. P9	1,600,811	2025
ESSWM-KILSE	DC14MS0009	SWM Facility - Kilally SE	5,399,957	2025
ESSWM-LPH	DC14MS0011	SWM Facility - London Psychiatric Hospital	2,000,000	2025
ESSWMNLP2N	DC21MS0010	SWM Facility - North Lambeth P2 North	280,000	2027
ESSWM-PD3	DC14-MS00029	SWM Facility - Pincombe Drain No. 3	475,999	2023
ESSWMPDP6	MC21MS0006	SWM Facility - Pincombe Drain P6	2,250,900	2025
ESSWM-PDR	DC14-MS00028	SWM Facility - Pincombe Drain Remediation	2,575,000	2025
ESSWM-PKR	DC14-MS00027	SWM Facility - Parker	703,076	2025
ESSWM-SC2	DC14-MS00035	SWM Facility - Stoney Creek No. 2	599,000	2025
ESSWMSDE1	DC14MS0038	SWM Facility - Sunningdale E1	3,317,306	2026
ESSWM-WO3	DC14MS0039	SWM Facility - White Oaks #3	2,643,763	2025
ID1090	DC19MS0200	ILDS Storm Servicing	3,133,400	2024
ID2095	DC19MS0100	ILDS Stormwater Management Servicing	286,209	2024
<b>Totals</b>			<b>\$33,673,143</b>	

\*Amounts Subject to Rounding

**Appendix A - Statement of Development Charge (DC) Reserve Fund Activity for the year ending December 31, 2022**

**Table 9: Summary of Approved Projects Funded From Roads and Related Levies**

Capital Project Number	DC ID Number	Capital Project Title	Total Project Life to date Budget	LTD Tax/Rate Supported plus Other Sources of Financing	LTD City Services Reserve Fund (CSRF) Commitment	LTD Debt (DC Rate Supported)	CSRF Amount Transferred to (from) Capital Fund in 2022	Project Description
GG1035	DC19GS0028	DC Process Consultant 2024	500,000	0	500,000	0	180,534	Continue development charges policy development over time. Also, for use in developing development charge rates and development charges background study production.
ID1148	DC19GS0018	Industrial Development	150,000	0	150,000	0	0	Study to review future industrial locations and services required for growth.
PD1036	DC19GS0027	Post Development EIS	122,900	0	122,900	0	15,869	Undertake monitoring and studies to assess the efficacy of growth-related environmental impact statement recommendations and the City's environmental procedures.
PD2155	DC19GS0014	Growth Related Secondary Plans	525,000	105,000	420,000	0	11,479	Ongoing capital project for the creation of growth related secondary plans. Future secondary plans will set the context for new development.
PD2156	DC19GS0015	Rapid Transit Village Secondary Plan (2019-2023)	243,750	48,750	195,000	0	-11,250	The preparation of a Secondary Plan for the Masonville Transit Village will provide the basis for the consideration of future planning applications for the redevelopment of this Transit Village.
PD2157	DC19GS0019	Planning Official Plan Review	409,600	204,800	204,800	0	0	The Planning Act requires that a municipality review its Official Plan in accordance with the Planning Act. This typically involves a new series of growth forecasts, policy analyses, public engagement, etc.
PD2161	DC19GS0016	Rapid Transit Corridor Plan	384,000	76,800	307,200	0	0	These plans will establish a detailed framework for infill and intensification along the rapid transit and urban corridors. They will identify developable lands and anticipated timing of growth for use in servicing studies.
PD2175	DC19GS0013	Planning Community Improvement Plans	200,000	100,000	100,000	0	0	These plans set the context for revitalization and growth by evaluating economic barriers and establishing projects and incentives aimed at stimulating development and revitalization.
PD2176	DC19GS0017	Urban Design Guidelines	153,600	15,360	138,240	0	0	These guidelines will provide planning and design guidance for greenfield development and sensitive and appropriate infill and intensification within existing neighbourhoods. They will also include engagement and education strategies to address neighbour and community issues.
RT1430-1	DC19RS0304	Wellington Gateway (South) Rapid Transit	35,133,145	10,978,427	23,154,718	1,000,000	10,729,342	Widening and reconstruction of 6.8 kilometres of existing arterial roads to incorporate continuous transit lanes along Wellington from Downtown to White Oaks for the implementation of Rapid Transit.
RT1430-2	DC19RS0303	North Connection Rapid Transit	411,150	31,737	379,413	0	0	Widening and reconstruction of 6.4 kilometres of existing arterial roads to incorporate continuous transit lanes along Clarence Street, Richmond Street, across Western University, and Western Road to Masonville Mall for implementation of Rapid Transit.

**Appendix A - Statement of Development Charge (DC) Reserve Fund Activity for the year ending December 31, 2022**

**Table 9: Summary of Approved Projects Funded From Roads and Related Levies**

Capital Project Number	DC ID Number	Capital Project Title	Total Project Life to date Budget	LTD Tax/Rate Supported plus Other Sources of Financing	LTD City Services Reserve Fund (CSRF) Commitment	LTD Debt (DC Rate Supported)	CSRF Amount Transferred to (from) Capital Fund in 2022	Project Description
RT1430-3	DC19RS0302	East London Link Rapid Transit	93,712,449	60,415,348	24,297,101	9,000,000	2,246,737	Widening and reconstruction of 6.3 kilometres of existing arterial roads to incorporate continuous transit lanes from Downtown to Fanshawe College including King Street, Ontario Street, Dundas Street, Highbury Avenue, and Oxford Street for the implementation of Rapid Transit.
RT1430-6	DC19RS0305	West Connection Rapid Transit	11,050,000	1,127,900	3,922,100	6,000,000	3,187	Widening and reconstruction of 4.4 kilometres of existing arterial roads to incorporate transit lanes from Downtown on Riverside Drive with mixed traffic on Wharncliffe Road North and transit lanes again on Oxford Street to Wonderland Road for implementation of Rapid Transit.
RT1430-7	DC19RS0301	Downtown Loop Rapid Transit	26,440,774	19,228,509	7,212,265	0	2,297,316	Widening and reconstruction of 2.0 kilometres of existing arterial roads to incorporate continuous transit lanes along Ridout, King, Wellington and Queen for the implementation of Rapid Transit.
TS103119	DC19GS1002	Long Term Corridor Protection EA Studies (2019-2023)	666,666	0	666,666	0	6,727	Project required for Environmental Assessments and technical studies to protect major transportation corridors in and around the City.
TS104119	DC19GS1003	Traffic Impact Studies (2019-2023)	400,000	0	400,000	0	0	Area traffic impact studies to identify and optimize the timing of roadway capacity, channelization, signalization needs on a development or area basis as well as parking strategies.
TS104219	DC19GS1004	Transportation Master Plan Monitoring Program (2019-2023)	140,000	0	140,000	0	60,870	The monitoring program will be primarily based upon the need to measure modal shares by time of day and for various trip purposes.
TS1043	DC14GS0018	Transportation Development Charges Studies 2024	300,000	0	300,000	0	0	Consulting services to update transportation project costs and schedules for the initially planned 2024 Development Charge By-law updates.
TS1044	DC19GS0006	Cycling Master Plan	200,000	100,000	100,000	0	0	This plan will assess future bicycle infrastructure needs and cycling networks across the City and linkages for new subdivisions.
TS1134	DC14RS0077	Intersection - Richmond St & Fanshawe Park Rd	12,595,100	1,475,637	11,119,463	0	1,770,905	Geometric design improvements required to improve traffic capacity and levels of service. Project coordinated with Rapid Transit.
TS126417	DC14-RS00063	2017 Rural Intersection	508,470	0	508,470	0	0	To improve selected rural intersections throughout the City to ensure adequate capacity and levels of safety.
TS126419	DC19RS1006	Rural Intersection (2019-2023)	728,790	0	728,790	0	16,668	To improve selected rural intersections throughout the City to ensure adequate capacity and levels of safety.
TS1306	DC14RS0056	Adelaide Street Grade Separation CPR Tracks	87,604,874	65,492,041	19,112,833	3,000,000	5,198,850	Introduction of a grade separation for Adelaide Street traffic to continue to flow while the operations for the railway may continue; railway company cost apportionment is approximately 15%.
TS1308	DC14RS0013	Hwy 401 Interchange Projects	20,000,000	7,192,000	7,808,000	5,000,000	933,440	Project represents City's contribution to agreement with Province to reconstruct four interchanges at the 401 and major City arteries: Wonderland Road, Veterans Memorial Parkway, Highbury Ave, and Colonel Talbot Road.

**Appendix A - Statement of Development Charge (DC) Reserve Fund Activity for the year ending December 31, 2022**

**Table 9: Summary of Approved Projects Funded From Roads and Related Levies**

Capital Project Number	DC ID Number	Capital Project Title	Total Project Life to date Budget	LTD Tax/Rate Supported plus Other Sources of Financing	LTD City Services Reserve Fund (CSRF) Commitment	LTD Debt (DC Rate Supported)	CSRF Amount Transferred to (from) Capital Fund in 2022	Project Description
TS1309	DC14RS0075	Intersection - Hamilton Road & Highbury Ave.	600,000	103,750	496,250	0	0	Geometric design improvements required to improve traffic capacity and levels of service. Environmental assessment accepted by Council on June 12, 2018. Preliminary solution requires additional property and construction funds.
TS1328	DC14RS0051	Intersection - Hamilton Rd & Egerton St (Optimization)	1,718,800	214,850	1,503,950	0	234	Intersection improvements at Hamilton and Egerton Roads, including a left turn lane.
TS1329	DC14RS0212	Colonel Talbot Rd - 300M South of Southdale to James Street	1,548,750	221,471	1,327,279	0	-39,486	To reconstruct Colonel Talbot Rd-300m south of Southdale to James Street to resolve structural and alignment deficiencies.
TS1331	DC19RS0009	Intersection - Hamilton - Gore (Roundabout)	1,112,500	139,062	973,438	0	-137,476	New Roundabout - Intersection improvements at Hamilton and Gore Roads.
TS1332	DC19RS0010	Intersection - Oxford - Gideon (Roundabout)	300,000	37,500	262,500	0	12,453	The construction of a roundabout at Oxford and Gideon to accommodate growing development along Oxford.
TS1334	DC19RS0017	Intersection - Pack to Colonel Talbot	2,406,250	300,781	2,105,469	0	-152,856	Intersection improvements at Pack and Colonel Talbot Road. Improvements within existing right-of-way including new traffic signal installation.
TS1335	DC19RS0015	Intersection - Sunningdale - Hyde Park	4,037,500	504,688	3,532,812	0	109,225	To improve the intersection of Sunningdale and Hyde Park. The work includes installing a two lane roundabout, based on the Environmental Assessment preferred alternative.
TS1336	DC19RS0018	Intersection - Southdale - Colonel Talbot (Roundabout)	496,971	62,121	434,850	0	289,621	Roundabout construction to accommodate the widening of Southdale Road from 2 to 4 lanes.
TS1348-1	DC14RS0023	Wonderland Road Widening Riverside Dr to Springbank Dr	1,009,500	70,700	938,800	0	68,076	To widen Wonderland Road from Commissioners Rd. to Sarnia Rd.
TS1348-9	DC19RS0013	Intersection - Riverside to Wonderland	1,520,000	190,000	1,330,000	0	0	Intersection improvements to accommodate the widening of Wonderland Road.
TS1349-2	DC14-RS00202	Sarnia Rd. Widening - Hyde Park Road to Wonderland Rd.	7,910,000	1,348,800	6,561,200	0	22,843	To improve Sarnia Road from Wonderland Road to Hyde Park Road including replacement of Canadian Pacific Railway Bridge. This remaining phase includes the improvement of Sarnia Rd to a 2 lane urban cross section from Canadian Pacific Railway Bridge to Hyde Park Road in 2017. This project is now closed.
TS1353-2	DC14RS0019	Adelaide Street North - Fanshawe Park Rd to Sunningdale Rd	377,647	34,788	342,859	0	0	Phase 1, 2-lane urbanization, completed previously - Phase 2 is a four-lane widening. Construction in 2021. The construction project would also coordinate with the proposed roundabout at Sunningdale & Adelaide as recommended in the Sunningdale Rd Environmental Assessment.
TS1355-1	DC14RS0018	Wharncliffe Road Widening - Becher Street to Springbank Drive	44,396,250	18,052,233	18,286,842	8,057,175	-1,466,486	To improve operational movement of Wharncliffe Road from Becher Street to Springbank Drive 3 to 4 lanes including reconstruction of CNR Grade Separation. EA approval occurred February 2018. Construction and property acquisition began in 2020.
TS1355-2	DC14-RS00014	Wharncliffe Road Improvements	6,563,750	2,200,750	4,363,000	0	0	To provide operational improvements to Wharncliffe Road South - Becher Street to Commissioners Rd to improve safety and implement the visions provided by the Official Plan.

**Appendix A - Statement of Development Charge (DC) Reserve Fund Activity for the year ending December 31, 2022**

**Table 9: Summary of Approved Projects Funded From Roads and Related Levies**

Capital Project Number	DC ID Number	Capital Project Title	Total Project Life to date Budget	LTD Tax/Rate Supported plus Other Sources of Financing	LTD City Services Reserve Fund (CSRF) Commitment	LTD Debt (DC Rate Supported)	CSRF Amount Transferred to (from) Capital Fund in 2022	Project Description
TS1357	DC14RS0210	Bostwick Rd Upgrades - Pack Rd to Southdale Rd	3,350,901	465,775	2,885,126	0	1,926,291	To upgrade Bostwick Road - Pack Road to Southdale Road with the addition of sidewalks, drainage and streetlights. To be coordinated with TS1629-1 and TS1629-2.
TS1359	DC19RS0005	Windemere Road - Western Rd to Richmond St	792,756	84,824	707,932	0	-40,127	To upgrade Windemere Road from Western Road to 150m east of Richmond Street from 2 to 4 through lanes and associated channelization.
TS1364	DC19RS0204	Sunningdale - Highbury Ave to Clarke Rd	500,000	75,500	424,500	0	0	To reconstruct Sunningdale Road from Highbury to Clarke Road as a rural cross section.
TS1365	DC19RS0205	Sunningdale - Hyde Park Rd to Wonderland Rd North	500,000	57,000	443,000	0	0	To convert Sunningdale Road from Hyde Park Road to Wonderland Road from a rural to urban cross section.
TS1366	DC19RS0206	White Oak Road - Exeter Rd to 400m South	2,220,000	219,780	2,000,220	0	-94,603	2 lane upgrade including creating bike lanes on White Oak Road from Exeter Road to 400m south.
TS1371	DC14-RS00063	Road Class Oversizing	500,000	14,800	485,200	0	0	At times new development is required to construct a roadway to a larger capacity than required for the local development. This project makes provisions for such works.
TS137119	DC19RS1009	Road Class Oversizing City Share (2019-2023)	800,000	0	800,000	0	2,898	At times new development is required to construct a roadway to a larger capacity than required for the local development. This project makes provisions for such works.
TS1406	DC14RS0204	Sunningdale - South Wenige Dr to Highbury Ave Upgrades	50,000	6,300	43,700	0	0	To convert Sunningdale Road - South Wenige to Highbury Ave from a rural cross section to an urban cross section with the addition of sidewalks, curbs, drainage, streetlights, channelization and bike lanes.
TS1407-2	DC19RS0207	Southdale Road - Wickerson Rd to Byronhills Dr	11,289,900	1,422,858	6,612,670	3,254,372	303,365	To reconstruct Southdale Road - Wickerson Road to Byronhills to resolve structural and alignment deficiencies.
TS1408	DC14RS0206	Wickerson-Southdale to 650M N of Southdale	3,545,120	691,614	2,853,506	0	-4,883	Reconstruct Wickerson to resolve structural and alignment deficiencies.
TS1410	DC14RS0221	Huron Street Upgrades VMP Easterly to Railway	1,794,400	246,232	1,548,168	0	11,511	To reconstruct Huron Street - Veterans Memorial Parkway easterly to railway to resolve structural deficiencies and support industrial development. Constructed 2 lane rural arterial cross section in 2019. To be coordinated with Veterans Memorial Parkway Extension (TS1621-1) and development needs.
TS1430-1	DC19RS0304	RT 1: Wellington Gateway (PTIF) Wellington Rd - Bradley to Horton	5,573,859	2,718,364	2,855,495	0	-16,275	Road widening of Wellington Road from Bradley Avenue to Horton Street for Rapid Transit. This project is now closed.
TS1430-2	DC14RS0102	RT 2: North Connection (PTIF) Fanshawe Park Road to Raymond Ave	4,625,099	2,083,437	2,541,662	0	1,972	Road widening of Richmond Street from Fanshawe Park Road to Raymond Avenue for Rapid Transit. This project is now closed.
TS1430-3	DC14RS0103	RT 3: East London Link (PTIF) Highbury Ave - Dundas St to Oxford St	4,203,601	2,058,121	2,145,480	0	19,700	Road widening of Highbury Ave from Dundas Street to Oxford Street for Rapid Transit. This project is now closed.
TS1430-6	DC14RS0106	RT 6: West Connection (PTIF) Oxford St W - Hyde Park Rd to Richmond St	1,518,401	751,506	766,895	0	28,213	Road widening of Oxford St W. from Hyde Park Road to Richmond Street for Rapid Transit. This project is now closed.



**Appendix A - Statement of Development Charge (DC) Reserve Fund Activity for the year ending December 31, 2022**

**Table 9: Summary of Approved Projects Funded From Roads and Related Levies**

Capital Project Number	DC ID Number	Capital Project Title	Total Project Life to date Budget	LTD Tax/Rate Supported plus Other Sources of Financing	LTD City Services Reserve Fund (CSRF) Commitment	LTD Debt (DC Rate Supported)	CSRF Amount Transferred to (from) Capital Fund in 2022	Project Description
TS1430-7	DC14RS0107	RT 7: Downtown Loop (PTIF) Richmond St - Raymond Ave to York St	2,503,314	1,466,623	1,036,691	0	-79,933	Road widening of Richmond Street from Raymond Ave to York Street for Rapid Transit. This project is now closed.
TS1472	DC14RS0036	Oxford St West - Sanitorium Rd to Commissioners Rd	356,160	30,630	325,530	0	38,222	To widen Oxford Street from Sanitorium to Commissioners Rd from 2 to 4 lanes in 2031.
TS1472-2	DC14RS0052	Oxford St West Widening - Commissioners Rd to Westdel Borne	400,000	32,000	368,000	0	0	Widen Oxford Street from Commissioners Road to Westdel Borne from 2 lanes to 4 lanes.
TS1475-2	DC14-RS00007	Fanshawe Park Road E. Widening- Ph 2 Adelaide to Highbury	13,360,000	1,225,000	3,135,000	9,000,000	-11,163	Widen Fanshawe Park Road East from two lanes to 4 lanes from Adelaide Street North to McLean Drive.
TS1476	DC14RS0025	Clarke Rd Widening VMP Extension to Fanshawe Park Rd	243,063	2,463	240,600	0	353	To widen Clarke Road from 2 to 4 through lanes from Veterans Memorial Parkway Extension to Fanshawe Park Road.
TS1477-2	DC14RS0015	Hyde Park Road Widening - Phase 2 CP Rail Crossing to Fanshawe Park Rd.	15,575,802	1,741,002	13,834,800	0	0	To widen Hyde Park Road from 2 to 4 lanes from Canadian Pacific Rail Crossing to Fanshawe Park Road. This project is now closed.
TS1484	DC14-RS00008	Sarnia Rd Widening-Wonderland Road to Sleightholme	10,209,820	942,526	9,267,294	0	2,793	Widen Sarnia Road from 3 to 4 lanes from Wonderland Road to Sleightholme.
TS1487	DC14-RS00205	Wonderland Rd Two Lane Upgrade Hwy 401 to Hwy 402	10,395,000	1,351,300	9,043,700	0	-3,343	To improve Wonderland Rd from Highway 401 to Highway 402. Improvements are 2 lane rural arterial cross section.
TS1489	DC14-RS00011	Western Road Widening - Platts Lane to Oxford St.	27,792,018	6,154,118	16,065,206	5,572,694	427,306	Widen Western Road from Platts Lane to Oxford Street from 2 lanes to 4 lanes including a continuous left turn lane as well as widening the Canadian Pacific railway subway. This project is now closed.
TS1490	DC14RS0220	Wilton Grove Upgrades	12,551,000	2,547,216	10,003,784	0	-145,169	To reconstruct Wilton Grove Road - Commerce to City limits to resolve structural deficiencies and support industrial growth.
TS1496	DC14RS0016	Sunningdale Road Widening - 150m W of Richmond to 150m E of Richmond	153,000	6,120	0	146,880	0	Widen and upgrade Sunningdale Road from 150m west of Richmond to 150m east of Richmond including Richmond intersection upgrades. This work is to be coordinated with TS1496-3 (Sunningdale from 150m west of Richmond to Wonderland).
TS1496-2	DC14-RS00002 & DC14-RS00016	Sunningdale Road Widening - Phase 2 Intersection Upgrades	4,273,813	961,313	3,312,500	0	34,001	Widen and upgrade Sunningdale Road from Wonderland to Adelaide. Phase 2 consists of 2 intersection upgrades, Richmond/Sunningdale and Wonderland/Sunningdale in 2014.
TS1496-3	DC14RS0017	Sunningdale Road - Wonderland Rd 150m W of Richmond St	2,999,099	196,994	2,802,105	0	422,645	Widen and upgrade Sunningdale Road from Wonderland to 150 metres west of Richmond from 2 lanes to 4 lanes.
TS1522	DC19RS0006	Intersection- Dingman - White Oak Rd (Roundabout)	113,760	14,220	99,540	0	0	Dingman Drive and White Oak Road intersection is currently an all-way stop controlled intersection. The Environmental Assessment assignment will identify and confirm the roundabout conceptual design and the appropriate right-of-way and property requirements to accommodate the geometric design of the intersection.
TS1523-1	DC14-RS00012	Bradley Ave Extension, Phase 1 Wharncliffe Rd to Wonderland Rd.	12,264,375	0	4,633,651	7,630,724	131,107	Extension of Bradley Avenue from White Oak Road to Bostwick Road.
TS1523-2	DC14RS0022	Bradley Ave Extension, Phase 2 Jalna to Wharncliffe	3,211,106	0	3,211,106	0	188,262	Extension of Bradley Avenue from Jalna Boulevard to Wharncliffe Road.

**Appendix A - Statement of Development Charge (DC) Reserve Fund Activity for the year ending December 31, 2022**

**Table 9: Summary of Approved Projects Funded From Roads and Related Levies**

Capital Project Number	DC ID Number	Capital Project Title	Total Project Life to date Budget	LTD Tax/Rate Supported plus Other Sources of Financing	LTD City Services Reserve Fund (CSRF) Commitment	LTD Debt (DC Rate Supported)	CSRF Amount Transferred to (from) Capital Fund in 2022	Project Description
TS1576	DC19RS0007	Intersection-Exeter-Wellington Improvements	3,590,000	448,750	3,141,250	0	118,194	This project is for improvements to the Wellington Road/ Exeter Road intersection and replacement of underground services.
TS1621-1	DC14RS0009	Veterans Memorial Parkway - Huron St to Clarke Rd	12,376,900	768,380	11,608,520	0	-139,214	Construct a new 4 lane road - Veterans Memorial Parkway from Huron Street to Clarke Road.
TS1627	DC14RS076a	Philip Aziz - Western Rd to Thames River	2,578,100	257,810	2,320,290	0	-19,943	Philip Aziz improvement project including new storm sewer system driven by growth and redevelopment in the area.
TS1629-1	DC14RS0030	Southdale Road West - Bostwick to Pine Valley	8,862,352	748,793	8,113,559	0	4,217,552	To widen Southdale Road West from Bostwick to Pine Valley from 2 to 4 lanes with center turn lane, started in 2022.
TS1629-2	DC14RS0038	Southdale Road West - Bostwick to Colonel Talbot	111,222	8,898	102,324	0	15,231	To widen Southdale Road West from Bostwick to Colonel Talbot from 2 to 4 lanes.
TS1633	DC14-RS00066	Veterans Memorial Parkway	1,640,000	112,800	1,527,200	0	0	Land acquisition for long term future construction of interchanges on Veterans Memorial Parkway.
TS1636	DC19RS1008	Advanced Purchase of Land (2019-2023)	1,760,000	0	1,760,000	0	64,057	Land acquisition and protection of growth projects predominantly for long term future construction along arterials.
TS1651	DC14-RS00067	Minor Roadworks - Channelization	3,477,525	214,730	3,262,795	0	0	Funding for minor roadwork projects that are constructed as part of a major road project that is triggered by growth.
TS165119	DC19RS1001	Minor Roadworks - Channelization (2019-2023)	3,359,480	0	3,359,480	0	266,238	Funding for minor roadwork projects that are constructed as part of a major road project that is triggered by growth.
TS1652	DC14-RS00068	Minor Roadworks - Miscellaneous Works	89,100	0	89,100	0	0	Funding for minor roadwork projects that are constructed as part of a major road project that is triggered by growth.
TS1653	DC14-RS00069	Minor Roadworks - Sidewalks	925,847	0	925,847	0	0	Funding for minor roadwork projects that are constructed as part of a major road project that is triggered by growth.
TS165319	DC19RS1002	Minor Roadworks - Sidewalks (2019-2023)	1,777,600	0	1,777,600	0	49,112	Funding for minor roadwork projects that are constructed as part of a major road project that is triggered by growth.
TS1654	DC14-RS00070	Minor Roadworks - Streetlights	1,767,171	0	1,767,171	0	0	Funding for minor roadwork projects that are constructed as part of a major road project that is triggered by growth.
TS165419	DC19RS1003	Minor Roadworks - Streetlights (2019-2023)	2,478,340	0	2,478,340	0	386,856	Funding for minor roadwork projects that are constructed as part of a major road project that is triggered by growth.
TS1655	DC14-RS00071	Minor Roadworks - New Traffic Signals	1,546,880	0	1,546,880	0	16,366	Funding for minor roadwork projects that are constructed as part of a major road project that is triggered by growth.
TS165519	DC19RS1004	Minor Roadworks - Traffic Signals (2019-2023)	3,770,000	0	3,770,000	0	731,497	Funding for minor roadwork projects that are constructed as part of a major road project that is triggered by growth.
TS1656	DC14-RS00072	Minor Roadworks - Roundabouts	450,000	0	450,000	0	11,753	Funding for minor roadwork projects that are constructed as part of a major road project that is triggered by growth.
TS1670	DC14RS076b	Intersection - Sarnia/Philip Aziz - Western Road	928,125	116,016	812,109	0	0	To review and introduce improvements for the Western Road/Sarnia Road/ Philip Aziz intersection to increase capacity in all directions. The improvements will address vehicular and bicycle traffic flow, as well as pedestrian movements in the intersection.
TS173917	DC14-RS00073	2017 Cycling Facilities Program	790,170	395,085	395,085	0	7	To introduce bike lanes to roadways and other cycling facilities in accordance with the City's Bicycle Master Plan.
TS173918	DC14-RS00073	2018 Cycling Facilities Program	642,800	321,400	321,400	0	0	To introduce bike lanes to roadways and other cycling facilities in accordance with the City's Bicycle Master Plan.

**Appendix A - Statement of Development Charge (DC) Reserve Fund Activity for the year ending December 31, 2022**

**Table 9: Summary of Approved Projects Funded From Roads and Related Levies**

Capital Project Number	DC ID Number	Capital Project Title	Total Project Life to date Budget	LTD Tax/Rate Supported plus Other Sources of Financing	LTD City Services Reserve Fund (CSRF) Commitment	LTD Debt (DC Rate Supported)	CSRF Amount Transferred to (from) Capital Fund in 2022	Project Description
TS173919	DC19RS1007	Active Transportation (2019-2023)	10,750,528	5,398,051	5,352,477	0	1,007,641	To introduce bike lanes to roadways and other cycling facilities in accordance with the City's Bicycle Master Plan.
TS1745	DC19RS0004	Victoria Bridge Bike Lanes	3,300,000	1,650,000	1,650,000	0	465,224	Addition of cycling facilities coordinated with the replacement of Victoria Bridge.
TS1746	DC19RS0001	Dingman Dr - Hwy 401 Bridge to Wellington Rd	10,966,250	888,266	3,077,984	7,000,000	560,220	To widen Dingman Drive from just east of the Highway 401 overpass to 150m east of Wellington Road from two to four through lanes.
TS1747	DC19RS0002	Dingman Dr - Hwy 401 Bridge (City Share)	4,000,000	2,200,000	1,800,000	0	625	City's share of new wider bridge over Highway 401. Bridge replacement is a cost-effective opportunity to add capacity to Dingman Drive.
TS180219	DC19RS1010	Strategic Links (2019-2023)	5,352,000	0	5,352,000	0	26,057	Staff identified road connections that are strategically important to link to the transportation collector and arterial network in the City.
TS180519	DC19RS1011	TIMMS - PTIS - Transportation Intelligent Mobility Mgmt. System	9,424,800	7,162,564	2,262,236	0	716,743	To provide an integrated solution to support the growth of the City and the development of Rapid Transit (RT) through improved management and operation of the transportation network.
TS2170	2009 DC	Bradley from Old Victoria to City Limits	2,350,000	1,504,800	845,200	0	0	Upgrade Bradley Ave from Old Victoria Road to city limits to a 2 lane rural arterial cross section.
TS4078	DC19OC1002	Traffic Management Centre Ph 1	830,000	157,700	672,300	0	1,222	The Transportation Management Centre (TMC), Phase 1 establishes the City's ability to deliver active management of the City's transportation network (e.g. transit, bicycle lanes, roadways, etc.)
TS4165	DC14RS0074	Traffic Signals & Street Light Growth Urban Intersections	1,616,000	0	1,616,000	0	11,372	Installation of new traffic signals, pedestrian signals and street lights to improve safety and mobility of both vehicles and pedestrians.
TS416519	DC19RS1005	Urban Intersections (2019-2023)	8,000,000	0	8,000,000	0	2,070,558	Installation of new traffic signals, pedestrian signals and street lights to improve safety and mobility of both vehicles and pedestrians.
TS5910	UWRF	UWRF Transition to CSRF - Roads	1,668,000	0	1,668,000	0	32,054	Under the 2019 Development Charges By-law, Urban Works Reserve Fund projects were transferred to the City Services Reserve Funds.
<b>Totals</b>			<b>\$635,422,743</b>	<b>\$239,995,482</b>	<b>\$330,765,416</b>	<b>\$64,661,845</b>	<b>\$35,919,387</b>	

\*Amounts Subject to Rounding

Note 1: Negative figures in the "CSRF Amount Transferred to (from) Capital Fund in 2022" column relate to adjustments to substitute debt financing for reserve fund drawdowns, or adjustments necessary to maintain the growth/non-growth split throughout the life of the capital project.

## Appendix A - Statement of Development Charge (DC) Reserve Fund Activity for the year ending December 31, 2022

**Table 10: Summary of Issued Debt For Approved Projects Funded From Roads and Related Levies**

Capital Project Number	DC ID Number	Capital Project Title	Debt By-law #	Original Debt Issued for Growth Share	Year of Debt Issue/Retired	Principal outstanding as at December 31, 2022	CSRF debt payment (P&I) on issued debt
TS1308	DC14RS0013	Highway 401 Interchange Projects	D.-771-79	5,000,000	2016/2026	2,122,593	561,533
TS1475-2	DC14-RS00007	Fanshawe Rd East Widening - Phase 2	D.-773-81	9,000,000	2017/2027	4,723,463	1,011,392
TS1523-1	DC14-RS00012	Bradley Ave Extension - Phase 1 Wharncliffe Rd to Wonderland Rd.	D.-775-80	3,000,000	2019/2029	2,170,595	339,965
TS1489	DC14-RS00011	Western Road Widening - Platts Lane to Oxford St.	D.-776-135	2,000,000	2020/2030	1,618,722	216,669
		Debt Discount					12,684
		Accrued Interest					-10,317
<b>Totals</b>				<b>\$19,000,000</b>		<b>\$10,635,374</b>	<b>\$2,131,926</b>

\*Amounts Subject to Rounding

## Appendix A - Statement of Development Charge (DC) Reserve Fund Activity for the year ending December 31, 2022

**Table 11: Summary of Authorized but Unissued Debt For Approved Projects Funded From Roads and Related Le**

Capital Project Number	DC ID Number	Capital Project Title	LTD Authorized but not Issued	Expected Year of Debt Issue
RT1430-1	DC19RS0304	Wellington Gateway (South) Rapid Transit	1,000,000	2024
RT1430-3	DC19RS0302	East London Link Rapid Transit	9,000,000	2025
RT1430-6	DC19RS0305	West Connection Rapid Transit	6,000,000	2027
TS1306	DC14RS0056	Adelaide Street Grade Separation CPR Tracks	3,000,000	2024
TS1355-1	DC14RS0018	Wharncliffe Road Widening - Becher Street to Springbank Drive	8,057,175	2025
TS1407-2	DC19RS0207	Southdale Road - Wickerson Rd to Byronhills Dr	3,254,372	2026
TS1489	DC14-RS00011	Western Widening	3,572,694	N/A <sup>1</sup>
TS1496	DC14RS0016	Sunningdale Road Widening - 150m W of Richmond to 150m E of Richmond	146,880	2027
TS1523-1	DC14-RS00012	Bradley Ave Extension, Phase 1 Wharncliffe Rd to Wonderland Rd.	4,630,724	2022
TS1746	DC19RS0001	Dingman Dr - Hwy 401 Bridge to Wellington Rd	7,000,000	2026
<b>Totals</b>			<b>\$45,661,845</b>	

\*Amounts Subject to Rounding

Note 1: This project is now closed and the authorized but unissued debt will be released.

**Appendix A - Statement of Development Charge (DC) Reserve Fund Activity for the year ending December 31, 2022**

**Table 12: Summary of Approved Projects Funded From Water Levies**

Capital Project Number	DC ID Number	Capital Project Title	Total Project Life to date Budget	LTD Tax/Rate Supported plus Other Sources of Financing	LTD City Services Reserve Fund (CSRF) Commitment	LTD Debt (DC Rate Supported)	CSRF Amount Transferred to (from) Capital Fund in 2022	Project Description
EW2310	DC14-WD00008 & WD00034	Western Road Watermain Replacement - Oxford Street to Sarnia Road	2,079,419	1,871,419	208,000	0	0	To replace the watermain on Western Road from Oxford Street to Sarnia Road. This project is now closed.
EW331222	DC14GS0013	2024 Water Development Charge Study	314,573	0	314,573	0	9,901	Background study to determine future watermain needs to service growth, including timing and growth splits for the initially planned 2024 Development Charge Background Study.
EW3314	DC19GS0009	Trunk Watermain and Pumping Station	512,000	0	512,000	0	104,172	Study to examine growth needs in the low level and some high level areas of the City and make recommendations to the timing and need of multiple future growth projects.
EW3551	DC14-WD00038 & WD00039	Hyde Park-Sarnia Rd High Level Watermain- Phase 2	2,068,660	0	2,068,660	0	0	Construction of 400, 450 and 600 millimetre watermains in the high level area of North West London. Watermain installation required to service customers in the Hyde Park High Level area. This project is now closed.
EW3592	DC14-WD01002	Infill and Intensification Nodes Water Servicing	2,198,080	110,080	2,088,000	0	0	To provide for growth triggered infill and intensification projects in major development nodes.
EW3593	DC14WD2003	Hyde Park Pumping Station	816,800	0	816,800	0	25,971	To upgrade the Hyde Park Pumping Station to serve future growth in northwest London.
EW3614	DC2009	Southeast Pumping Station-Reservoir	55,728,118	49,648,318	6,079,800	0	1,513	Construction of a 113 million litre (25 million gallon) reservoir and pumping station on Highbury Avenue for storage and balancing of water supply from the Elgin/Middlesex system based on Valve Engineering Study.
EW3625	DC14WD010a	Wonderland Rd Watermain - Exeter to Hamlyn (A21a)	1,744,362	87,218	1,657,144	0	1,200,025	To construct a new 400 millimetre watermain on Wonderland between Hamlyn and Exeter Rd.
EW3628	DC14WD02005	Expansion of Southeast Pressure Zone	2,700,000	1,931,900	768,100	0	0	To install pressure regulating valves and associated piping to service portions of SE London with the Southeast Pumping Station.
EW3652-2	DC14-WD00022	Wickerson High Level Watermain Phase 2 Wickerson Road	1,361,030	0	1,361,030	0	897	Construction of 400 millimetre watermain in the high level area of southwest London on Wickerson Rd between Wickerson Gate and Southdale Road. Watermain installation required to service future customers in the Wickerson area.
EW3654	DC14WD2006	Arva Pumping Station Upgrade	339,968	169,984	169,984	0	0	Upgrades to the Arva Pumping Station, including pump replacements will be required as water demand increases.
EW3658	DC14WD0026	Wonderland Rd Watermain - Commissioners to Viscount (3000)	307,774	0	307,774	0	0	To replace and upsize the existing 300 millimetre and 400 millimetre watermain on Wonderland Road (Westmount Pumping Station to Viscount Road) with 600 millimetre watermain. Project required to upgrade high level water supply.
EW3675	DC14WD0021	Southdale Rd Watermain - Boler to Wickerson (2004)	2,257,581	0	2,257,581	0	0	The construction of 400 millimetre watermains in the high level area of southwest London on Southdale Road between Wickerson Road and Bramblewood Place.

**Appendix A - Statement of Development Charge (DC) Reserve Fund Activity for the year ending December 31, 2022**

**Table 12: Summary of Approved Projects Funded From Water Levies**

Capital Project Number	DC ID Number	Capital Project Title	Total Project Life to date Budget	LTD Tax/Rate Supported plus Other Sources of Financing	LTD City Services Reserve Fund (CSRF) Commitment	LTD Debt (DC Rate Supported)	CSRF Amount Transferred to (from) Capital Fund in 2022	Project Description
EW3694	DC14WD0040	Kilally Road Watermain (A30) Ph 2 (Webster to Clarke Rd)	1,450,115	0	1,450,115	0	61,000	Installation of a new 400 millimetre watermain on Kilally Road from Highbury Avenue to Clarke Road.
EW3709	DC14WD0037	Green Valley Rd Watermain - Hubrey Rd Intersection (New-3)	151,000	0	151,000	0	619	Installation of a 600 millimetre watermain at the intersection of Green Valley Road and Hubrey Road.
EW377219	DC19GS0011	2019 Water Efficiency Program	2,524,997	2,322,998	201,999	0	17,804	To undertake a water efficiency strategy to promote awareness of water issues. Water efficiency/conservation program will be a requirement of the new Municipal Water Licensing Plan. Water efficiency preserves system capacity for future growth.
EW3788	DC19WD0001	Western Road Watermain Upsizing (Platt's Lane to Sarnia Rd)	1,893,311	1,703,980	189,331	0	0	Upgrading of existing watermain on Western Road from Platt's Lane to Sarnia Road to 400 millimetre.
EW3818	DC14-WD01001	Watermain Internal Oversizing Subsidy	785,562	1,700	783,862	0	0	Funding source for watermain oversizing claims by land developers. Claims are to be paid in accordance with the current Development Charges By-law.
EW381819	DC19WD1001	Watermain Internal Oversizing Subsidy (2019-2023)	361,763	0	361,763	0	20,932	Funding source for watermain oversizing claims by land developers. Claims are to be paid in accordance with the current Development Charges By-law.
EW382319	DC19WD1002	Watermain - Built Area Works (2019-2023)	567,198	249,567	317,631	0	0	Program to build watermains to accommodate growth/intensification in the built area of the City.
EW382519	DC19WD1003	Watermain - Strategic Links (2019-2023)	1,714,546	171,454	1,543,092	0	160,226	Annual program to fund watermains which serve growth areas; are within or cross significant roads, parks, or abut natural areas; and/or within an existing right-of-way
ID2195	DC19WD1000	Watermain Industrial	8,184,053	0	8,184,053	0	21,202	Water servicing of future light and general industrial land to provide an adequate inventory of large block "shovel ready" land in strategic locations.
<b>Totals</b>			<b>\$90,060,910</b>	<b>\$58,268,618</b>	<b>\$31,792,292</b>	<b>\$0</b>	<b>\$1,624,262</b>	

\*Amounts Subject to Rounding

Appendix A - Statement of Development Charge (DC) Reserve Fund Activity for the year ending December 31, 2022

Table 13: Summary of Approved Projects Funded From Growth Studies Levies

Capital Project Number	DC ID Number	Capital Project Title	Total Project Life to date Budget	LTD Tax/Rate Supported plus Other Sources of Financing	LTD City Services Reserve Fund (CSRF) Commitment	LTD Debt (DC Rate Supported)	CSRF Amount Transferred to (from) Capital Fund in 2022	Project Description
ES3209	DC14-GS00007	Stormwater Unidentified Municipal Class Environmental Assessment Addendums	200,000	0	200,000	0	0	To undertake addendums to the existing accepted Municipal Class Environmental Assessment Studies for storm/drainage and stormwater management servicing works that need to be changed/modified.
ES3212	DC19GS0001	Stormwater Dingman Creek Floodplain Corridor EA	500,000	0	500,000	0	0	Stage 2 of the Dingman Creek Environmental Assessment to assess options within the Dingman Creek corridor to mitigate the anticipated increased flooding determined by the Upper Thames River Conservation Authority's Regulatory Floodplain Update.
ES4418	DC19GS0004	Inflow and Infiltration Reduction Study	300,000	0	300,000	0	0	Funding to undertake Inflow and Infiltration (I&I) Reduction Studies to find ways to reduce I&I and reduce the amount of water being sent to Wastewater Treatment Plant's, reduce basement flooding, and reduce the effects of wet weather.
ES5402	DC14GS0027	Biosolids Master Plan	400,000	332,400	67,600	0	43,359	Evaluation of alternatives for handling biosolids generated at City Wastewater Treatment Plants.
EW3313	DC19GS0008	South London Water Servicing	500,000	0	500,000	0	34,883	To examine growth needs in the high level areas of the City and make recommendations to the timing and need of multiple future growth projects.
EW377218	DC14-GS00022	2018 Water Efficiency Program	330,570	305,080	25,490	0	2,181	To undertake a water efficiency strategy to promote awareness of water issues. Water efficiency/conservation program will be a requirement of the new Municipal Water Licensing Plan. Water efficiency preserves system capacity for future growth.
GG1034	DC14-GS00038	Development Charges Consulting	850,000	150,100	699,900	0	39,592	Continue development charges policy development over time. Also, for use in developing Development Charge rates and Development Charges background study production.
PD2082	DC14-PR00026,81,89,109	Meadowlilly Area Planning Study	520,000	132,500	387,500	0	48,957	To provide an assessment of the Meadowlilly Area for planning and development of this area.
PD2152	DC19GS0012	Planning Comprehensive Zoning By-law	1,000,000	500,000	500,000	0	179,938	To update the Official Plan as required by the Planning Act. This project will set the framework for positive and sustainable growth, economic development and conservation in London over the next 20 years.
RC2021	DC19GS0021	Master Plan Substudies Parks & Recreation	150,000	37,500	112,500	0	292	The 2019 Parks and Recreation Master Plan identifies several sub-studies required over the next 5 years.
TS1031	DC14-GS00024	Long Term Corridor Protection EA Studies	500,000	0	500,000	0	41,068	Required for Environmental Assessments to protect major transportation corridors in and around the City.
TS1038	DC14-GS00016	Transportation Development Charge Studies 2019	250,000	0	250,000	0	0	Consulting services to update transportation project costs and schedules for the 2019 Development Charge By-law updates.
TS1039	DC14-GS00050	Transportation Master Plan Update	100,000	0	100,000	0	49,495	The Transportation Master Plan Update will build upon the London 2030 Transportation Master Plan. The Transportation Master Plan is a long term transportation strategy for the City to help guide the City's transportation and land use decisions to provide sustainable transportation infrastructure.
TS1040	DC14GS0017	Transportation Master Plan Update 2022	750,000	0	750,000	0	251,395	The Transportation Master Plan will provide the City with a vision and implementation plan to pro-actively respond to the way the City's future population move, live, work and play and to help guide the City's transportation and land use decisions through to year 2042.
TS1041	DC14-GS00025	Transportation Impact Studies	300,000	0	300,000	0	0	Area traffic impact studies to identify and optimize the timing of roadway capacity, channelization, signalization needs on a development or area basis as well as parking strategies.
<b>Totals</b>			<b>\$6,650,570</b>	<b>\$1,457,580</b>	<b>\$5,192,990</b>	<b>\$0</b>	<b>\$691,160</b>	

\*Amounts Subject to Rounding



**Appendix A - Statement of Development Charge (DC) Reserve Fund Activity for the year ending December 31, 2022**

**Table 14: Summary of Approved Projects Funded From Police Levies**

Capital Project Number	DC ID Number	Capital Project Title	Total Project Life to date Budget	LTD Tax/Rate Supported plus Other Sources of Financing	LTD City Services Reserve Fund (CSRF) Commitment	LTD Debt (DC Rate Supported)	CSRF Amount Transferred to (from) Capital Fund in 2022	Project Description
PP4462	DC19PS1001	Police Headquarters Expansion	20,000,000	17,674,520	1,162,740	1,162,740	32,760	Following the facility needs analysis in 2018, the majority of the expansion of LPS facilities has been confirmed as necessary.
PP446519	DC19PS2001	Officer Outfitting Due to Growth (2019-2023)	205,936	0	205,936	0	13,008	To provide for outfitting costs for new officers.
<b>Totals</b>			<b>\$20,205,936</b>	<b>\$17,674,520</b>	<b>\$1,368,676</b>	<b>\$1,162,740</b>	<b>\$45,768</b>	

\*Amounts Subject to Rounding

**Appendix A - Statement of Development Charge (DC) Reserve Fund Activity for the year ending December 31, 2022**

**Table 15: Summary of Issued Debt For Approved Projects Funded From Police Levies**

Capital Project Number	DC ID Number	Capital Project Title	Debt By-law #	Original Debt Issued for Growth Share	Year of Debt Issue/Retired	Principal outstanding as at December 31, 2022	CSRF debt payment (P&I) on issued debt
PP4460	Pre-2014 DC	Police Facilities	D.-762-86	3,500,000	2010/2030	1,312,500	239,087
PP4460	Pre-2014 DC	Police Facilities	D.-768-283	3,719,400	2013/2023	417,168	437,067
		Debt Discount					2,553
		Accrued Interest					-7,154
<b>Totals</b>				<b>\$7,219,400</b>		<b>\$1,729,668</b>	<b>\$671,552</b>

\*Amounts Subject to Rounding

**Appendix A - Statement of Development Charge (DC) Reserve Fund Activity for the year ending December 31, 2022**

**Table 16: Summary of Authorized but Unissued Debt For Approved Projects Funded From Police Levies**

Capital Project Number	DC ID Number	Capital Project Title	LTD Authorized but not Issued	Expected Year of Debt Issue
<b>Totals</b>			<b>\$1,162,740</b>	

**Appendix A - Statement of Development Charge (DC) Reserve Fund Activity for the year ending December 31, 2022**

**Table 17: Summary of Approved Projects Funded From Fire Levies**

Capital Project Number	DC ID Number	Capital Project Title	Total Project Life to date Budget	LTD Tax/Rate Supported plus Other Sources of Financing	LTD City Services Reserve Fund (CSRF) Commitment	LTD Debt (DC Rate Supported)	CSRF Amount Transferred to (from) Capital Fund in 2022	Project Description
FS1043	DC14FS0004	Aerial Company - Central London	1,805,000	361,000	0	1,444,000	0	To provide Aerial coverage from Fire Headquarters to respond to growth in highrise construction in the downtown area.
FS1087	DC14FS0001	New Fire Station #15	3,856,600	1,361,380	452,900	2,042,320	0	To acquire land, design & construct a fire station to achieve specified response time to southeast portion of city.
FS1088	DC14FS0005	Fire Fighter Outfitting - Station 15	121,100	42,748	78,352	0	0	Bunker Gear, SCBA, Defib hoses, nozzles and fitup for new Fire Station 15 in the southeast portion of the city.
FS1089	DC14FS0003	Quint - Station 15 Vehicle	899,900	317,665	582,235	0	0	Quint vehicle at new Fire Station 15 in the southeast portion of the city.
<b>Totals</b>			<b>\$6,682,600</b>	<b>\$2,082,793</b>	<b>\$1,113,487</b>	<b>\$3,486,320</b>	<b>\$0</b>	

\*Amounts Subject to Rounding

**Appendix A - Statement of Development Charge (DC) Reserve Fund Activity for the year ending December 31, 2022**

**Table 18: Summary of Authorized but Unissued Debt For Approved Projects Funded From Fire Levies**

Capital Project Number	DC ID Number	Capital Project Title	LTD Authorized but not Issued	Expected Year of Debt Issue
FS1043	DC14FS0004	Aerial Company - Central London	1,444,000	2025
FS1087	DC14FS0001	New Fire Station #15	2,042,320	2025
<b>Total</b>			<b>\$3,486,320</b>	

\*Amounts Subject to Rounding

**Appendix A - Statement of Development Charge (DC) Reserve Fund Activity for the year ending December 31, 2022**

**Table 19: Summary of Approved Projects Funded From Parks and Recreation Levies**

Capital Project Number	DC ID Number	Capital Project Title	Total Project Life to date Budget	LTD Tax/Rate Supported plus Other Sources of Financing	LTD City Services Reserve Fund (CSRF) Commitment	LTD Debt (DC Rate Supported)	CSRF Amount Transferred to (from) Capital Fund in 2022	Project Description
PD103318	DC14-PR00033 DC14-PR00034	2018 New District Parks	54,846	23,639	31,207	0	0	To develop new district parks in "Growth Areas" on a priority basis to provide "drive to" district recreation facilities such as upgraded sports fields, path systems and accessible play structures, skate board parks, tennis courts, spray pads, and other unique park amenities.
PD1382-14	DC14-PR00014 DC14-PR00015	2014 New Neighbourhood Parks	608,590	325,672	282,918	0	-10,345	To develop new neighbourhood parks in "Growth Areas" as subdivision are constructed.
PD1382-15	DC14-PR00016 to DC14-PR00018	2015 New Neighbourhood Parks	260,000	60,200	199,800	0	0	To develop new neighbourhood parks in "Growth Areas" as subdivision are constructed.
PD138216	DC14-PR00019	2016 New Neighbourhood Parks	220,000	50,900	169,100	0	139,750	To develop new neighbourhood parks in "Growth Areas" as subdivision are constructed.
PD138218	DC14-PR00014 to DC14-PR00032	2018 New Neighbourhood Parks	150,000	34,700	115,300	0	86,220	To develop new neighbourhood parks in "Growth Areas" as subdivision are constructed.
PD2043-11	Pre-2014 DC	2011 New Open Space Network	482,047	141,747	340,300	0	2,798	Annual program to provide linkages and passive recreation opportunities in new Community Areas along creeks, valleys and upland corridors. To implement recommendations from the sub watershed planning process and Parks & Recreation Master Plan.
PD2043-15	DC14-PR00057 to PR00086	2015 New Open Space Network	700,000	296,500	403,500	0	-35,652	Annual program to provide linkages and passive recreation opportunities in new Community Areas along creeks, valleys and upland corridors. To implement recommendations from the sub watershed planning process and Parks & Recreation Master Plan.
PD204316	DC14-PR00057 to PR00086	2016 New Major Open Space Network	1,730,000	732,700	997,300	0	87,714	Annual program to provide linkages and passive recreation opportunities in new Community Areas along creeks, valleys and upland corridors. To implement recommendations from the sub watershed planning process and Parks & Recreation Master Plan.
PD204317	Pre-2014 DC	2017 New Major Open Space Network	915,000	387,600	527,400	0	0	Annual program to provide linkages and passive recreation opportunities in new Community Areas along creeks, valleys and upland corridors. To implement recommendations from the sub watershed planning process and Parks & Recreation Master Plan.
PD204318	Pre-2014 DC	2018 New Major Open Space Network	996,403	425,242	571,161	0	78,188	Annual program to provide linkages and passive recreation opportunities in new Community Areas along creeks, valleys and upland corridors. To implement recommendations from the sub watershed planning process and Parks & Recreation Master Plan.

**Appendix A - Statement of Development Charge (DC) Reserve Fund Activity for the year ending December 31, 2022**

**Table 19: Summary of Approved Projects Funded From Parks and Recreation Levies**

Capital Project Number	DC ID Number	Capital Project Title	Total Project Life to date Budget	LTD Tax/Rate Supported plus Other Sources of Financing	LTD City Services Reserve Fund (CSRF) Commitment	LTD Debt (DC Rate Supported)	CSRF Amount Transferred to (from) Capital Fund in 2022	Project Description
PD2124-12	Pre-2014 DC	2012 New Thames Valley Parkway	50,000	12,800	37,200	0	0	To provide a City-wide continuous multi-use pathway through the Thames Valley for public use and enjoyment. To implement recommendations of the Parks and Recreation Master Plan. Planned works are in areas of "Growth".
PD2124-13	Pre-2014 DC	2013 New Thames Valley Parkway	500,000	102,700	397,300	0	-26,336	To provide a City-wide continuous multi-use pathway through the Thames Valley for public use and enjoyment. To implement recommendations of the Parks and Recreation Master Plan. Planned works are in areas of "Growth".
PD2124-15	DC14-PR00092 to PR00102	2015 New Thames Valley Pathway	1,175,000	497,700	677,300	0	75,845	To provide a City-wide continuous multi-use pathway through the Thames Valley for public use and enjoyment. To implement recommendations of the Parks and Recreation Master Plan. Planned works are in areas of "Growth".
PD212418	DC14-PR00092 TO PR00102	2018 New Thames Valley Pathway	2,645,332	1,120,405	1,524,927	0	0	To provide a City-wide continuous multi-use pathway through the Thames Valley for public use and enjoyment. To implement recommendations of the Parks and Recreation Master Plan. Planned works are in areas of "Growth".
PD2125	DC19PR5064	New Thames Valley Pathway - North Branch	1,500,000	635,426	864,574	0	-18,061	To provide a City-wide continuous multi-use pathway through the Thames Valley for public use and enjoyment. To implement recommendations of the Parks and Recreation Master Plan. Planned works are in areas of "Growth".
PD2162	DC14-PR00045	New Urban Civic Spaces	2,106,436	1,702,000	404,436	0	7,735	Create unique urban spaces within the city's urban core neighbourhoods and the downtown.
PD216219	DC19PR0400	New Civic Spaces (2019-2023)	1,570,100	1,209,762	360,338	0	0	For the creation of unique urban spaces within the city's urban core neighbourhoods and the downtown. This program will assist in implementing the forthcoming Urban Spaces Master Plan, along with many of the Downtown Master Plan initiatives.
PD2174	DC19GS0025	Subwatershed Studies (2019-2023)	160,000	32,000	128,000	0	0	To review subwatershed study recommendations and targets more comprehensively and document successes/challenges in meeting established targets.
PD2179	DC19GS0024	New ESA Conservation Master Plan	358,400	118,272	240,128	0	0	These studies are completed for the management of Environmentally Significant Area lands acquired by the City due to growth, and were previously included within the cost of Parks and Recreation Environmentally Significant Area park projects.
PD2181-15	DC14-PR00087 to PR00090	2015 New Sportspark	150,000	63,500	86,500	0	3,743	To develop new major infrastructure to support major recreational facilities in order to support competitive and tournament level play.
PD218116	DC14-PR00087 to PR00090	2016 New Sportspark	600,000	258,000	342,000	0	-26,398	To develop new major infrastructure to support major recreational facilities in order to support competitive and tournament level play.

**Appendix A - Statement of Development Charge (DC) Reserve Fund Activity for the year ending December 31, 2022**

**Table 19: Summary of Approved Projects Funded From Parks and Recreation Levies**

Capital Project Number	DC ID Number	Capital Project Title	Total Project Life to date Budget	LTD Tax/Rate Supported plus Other Sources of Financing	LTD City Services Reserve Fund (CSRF) Commitment	LTD Debt (DC Rate Supported)	CSRF Amount Transferred to (from) Capital Fund in 2022	Project Description
PD218117	DC14-PR00087 to PR00090	2017 New Sportspark	800,000	361,900	438,100	0	-53,697	To develop new major infrastructure to support major recreational facilities in order to support competitive and tournament level play.
PD218118	DC14-PR00087 to PR00090	2018 New Sportspark	3,411,183	1,456,137	1,955,046	0	0	To develop new major infrastructure to support major recreational facilities in order to support competitive and tournament level play.
PD2230-15	DC14-PR00004 to PR00116	2015 New Field Houses	150,000	15,000	135,000	0	0	To support the design and implementation of washroom and change room facilities in new district parks and new sport parks.
PD223016	DC14-PR00004 to PR00116	2016 New Field Houses	600,000	195,000	405,000	0	-1,938	To support the design and implementation of washroom and change room facilities in new district parks and new sport parks.
PD225317	DC14-PR00103 to PR00113	2017 Environmentally Significant Areas	80,000	38,800	41,200	0	0	Develop and implement conservation master plans and site plans for all new Environmentally Significant Areas to ensure long-term conservation integrity and access for appropriate recreation opportunities.
PD225318	DC14-PR00103 to PR00113	2018 Environmentally Significant Areas	286,770	141,121	145,649	0	0	Develop and implement conservation master plans and site plans for all new Environmentally Significant Areas to ensure long-term conservation integrity and access for appropriate recreation opportunities.
PD225319	DC19PR0900	New Environmentally Significant Areas (2019-2023)	480,000	200,148	279,852	0	0	Develop and implement conservation master plans and site plans for all new Environmentally Significant Areas to ensure long-term conservation integrity and access for appropriate recreation opportunities.
PD276517	DC14-PR000050 to PR000056	2017 New Woodland Parks	157,302	36,362	120,940	0	0	Initial management and setup of newly acquired woodland parks.
PD3019-15	DC14-PR00039 to PR00044	2015 New Urban Parks	350,000	81,000	269,000	0	0	To construct new urban parks, plazas and civic spaces in growth areas to reflect new design.
PD301917	DC14-PR00039 to PR00044	2017 New Urban Parks	160,000	37,000	123,000	0	0	To construct new urban parks, plazas and civic spaces in growth areas to reflect new design.
PD301918	DC14-PR00039 to PR00044	2018 New Urban Parks	600,000	138,800	461,200	0	-68,178	To construct new urban parks, plazas and civic spaces in growth areas to reflect new design.
PK103319	DC19PR0200	New District Parks (2019-2023)	2,585,500	1,076,479	1,509,021	0	36,081	To develop new district parks in "Growth Areas" on a priority basis to provide drive to district recreation facilities such as upgraded sports fields, path systems and accessible play structures, skate board parks, tennis courts, spray pads, and other unique park amenities.
PK138219	DC19PR0100	Neighbourhood Parks (2019-2023)	915,600	134,377	781,223	0	129,481	To develop new neighbourhood parks in the "Growth Areas" as subdivisions are constructed. Includes; play equip., pathways, tree planting, benches, parking, drainage & recreation amenities.



**Appendix A - Statement of Development Charge (DC) Reserve Fund Activity for the year ending December 31, 2022**

**Table 19: Summary of Approved Projects Funded From Parks and Recreation Levies**

Capital Project Number	DC ID Number	Capital Project Title	Total Project Life to date Budget	LTD Tax/Rate Supported plus Other Sources of Financing	LTD City Services Reserve Fund (CSRF) Commitment	LTD Debt (DC Rate Supported)	CSRF Amount Transferred to (from) Capital Fund in 2022	Project Description
PK204319	DC19PR0600	New Major Open Space (2019-2023)	3,766,300	1,332,590	2,433,710	0	74,263	Provide linkages & passive recreation opportunities in new Community Areas along creeks, valleys and upland corridors. To implement recommendations from the subwatershed planning process & Parks & Recreation Master Plan.
PK212419	DC19PR0800	New Thames Valley Parkway	5,853,100	2,081,629	3,771,471	0	4,871	To provide a City-wide continuous multi-use pathway through the Thames Valley for public use and enjoyment. To implement recommendations of the Parks & Recreation Master Plan and Thames Valley Corridor Plan.
PK218119	DC19PR0700	New Sportspark (2019-2023)	5,080,800	1,742,389	3,338,411	0	0	To develop major infrastructure to support major recreational facilities in order to support expanded competitive and tournament level play. To also develop lands in new 'growth' areas to meet sports field deficiencies.
PK218519	DC19PR1000	New Pedestrian Bridges	3,350,000	765,736	1,924,284	659,980	8,457	This program implements pedestrian bridges and tunnels along the recreational pathway system in order to fully connect new growth areas to the City's broader recreational pathway system.
PK223019	DC19PR1100	New Field House (2019-2023)	1,900,000	508,724	1,391,276	0	32,824	The 'new field house' capital budget supports the design and implementation of washroom and change room facilities in new district parks and new sport parks. These field houses are implemented in growth areas and supports organized sport programs such as soccer, football and baseball, etc. in keeping with the City's current level of service.
PK301919	DC19PR0300	New Urban Parks (2019-2023)	5,074,700	774,067	4,300,633	0	3,344	To construct new urban parks in growth areas to reflect new design standards for smaller spaces in neighbourhoods.
RC2012	DC19GS0022	Master Plan Update (2021)	150,000	37,500	112,500	0	0	To continue to develop and review Master Plan for Recreation Services.
RC2755	DC14-PR00001	Multi-purpose Recreation Centre - Southwest	54,588,465	42,822,265	4,766,200	7,000,000	0	The Master Plan recognized a need for new or enhanced facilities in the south west. This project is planned to improve the supply, distribution and quality of community facilities. This centre will address the need for community space, gymnasias, pools and ice pads in the south west.
RC2756	DC14-PR00003	Multi-purpose Recreation Centre - East	23,384,735	17,281,335	1,038,400	5,065,000	831,130	A Multipurpose recreation centre to be constructed in the east area of the City in East Lions Park to commence in 2016. This facility will house gymnasiums, activity rooms, indoor pool and outdoor amenities complete with parking and public outdoor spaces.
RC2757	DC19PR2001	Multi-purpose Recreation Centre - Northwest	6,700,000	4,770,400	1,000,000	929,600	0	A multipurpose recreation centre to be constructed in the North West area of the City. This facility will house a pool, gymnasiums, activity rooms and outdoor amenities complete with parking and public outdoor spaces.

**Appendix A - Statement of Development Charge (DC) Reserve Fund Activity for the year ending December 31, 2022**

**Table 19: Summary of Approved Projects Funded From Parks and Recreation Levies**

Capital Project Number	DC ID Number	Capital Project Title	Total Project Life to date Budget	LTD Tax/Rate Supported plus Other Sources of Financing	LTD City Services Reserve Fund (CSRF) Commitment	LTD Debt (DC Rate Supported)	CSRF Amount Transferred to (from) Capital Fund in 2022	Project Description
RC2758	DC14PR0002	Multi-Purpose Recreation Centre - Southeast	25,955,716	23,044,802	2,910,914	0	0	The Master Plan recognized a need for new or enhanced facilities in the east south east. This project is planned to improve the supply, distribution and quality of community facilities. This centre will address the need for community space, gymnasiums, activity rooms, twin pad arena and outdoor amenities.
RC2783	DC19PR1200	New Spray Pad (2019-2023)	1,000,000	50,000	950,000	0	0	To respond to existing demand in accordance with the Parks and Recreation Strategic Masterplan and the Aquatic Services Review.
UF2080	DC19GS0026	Urban Forestry Studies	150,000	108,000	42,000	0	0	Several Urban Forestry Studies will be completed during the years identified. The studies will evaluate growth impacts and best management practices for new initiatives and updates of existing plans.
UF276519	DC19PR0500	Woodland Parks (2019-2023)	882,000	127,588	754,412	0	0	Initial management and setup of newly acquired woodland parks. These have been identified through the Development Charges study as a distinct type of park.
<b>Totals</b>			<b>\$165,344,325</b>	<b>\$107,590,614</b>	<b>\$44,099,131</b>	<b>\$13,654,580</b>	<b>\$1,361,839</b>	

\*Amounts Subject to Rounding

Note 1: Negative figures in the "CSRF Amount Transferred to (from) Capital Fund in 2022" column relate to adjustments to substitute debt financing for reserve fund drawdowns, or adjustments necessary to maintain the growth/non-growth split throughout the life of the capital project.

## Appendix A - Statement of Development Charge (DC) Reserve Fund Activity for the year ending December 31, 2022

Table 20: Summary of Issued Debt For Approved Projects Funded From Parks and Recreation Levies

Capital Project Number	DC ID Number	Capital Project Title	Debt By-law #	Original Debt Issued for Growth Share	Year of Debt Issue/Retired	Principal outstanding as at December 31, 2022	CSRF debt payment (P&I) on issued debt
RC2762	Pre-2014 DC	Multi-Purpose Rec Centre #1 (North)	D.-767-265	3,400,000	2012/2022	0	391,131
RC2755	DC14-PR00001	Multi-purpose Recreation Centre - Southwest	D.-774-91	7,000,000	2018/2028	4,411,527	805,783
RC2756	DC14-PR00003	Multi-purpose Recreation Centre - East	D.-775-80	2,365,000	2019/2029	1,711,153	268,006
RC2756	DC14-PR00003	Multi-purpose Recreation Centre - East	D.-776-135	2,700,000	2020/2030	2,185,275	292,503
		Debt Discount					10,369
		Accrued Interest					-9,636
<b>Totals</b>				<b>\$15,465,000</b>		<b>\$8,307,955</b>	<b>\$1,758,155</b>

\*Amounts Subject to Rounding

## Appendix A - Statement of Development Charge (DC) Reserve Fund Activity for the year ending December 31, 2022

**Table 21: Summary of Authorized but Unissued Debt For Approved Projects Funded From Parks and Recreation Levies**

Capital Project Number	DC ID Number	Capital Project Title	LTD Authorized but not Issued	Expected Year of Debt Issue
PK218519	DC19PR1000	New Pedestrian Bridges and Tunnels (2019-2023)	659,980	2024
RC2757	DC19PR2001	Multi-Purpose Recreation Centre - Northwest	929,600	2024
<b>Totals</b>			<b>\$1,589,580</b>	

\*Amounts Subject to Rounding

**Appendix A - Statement of Development Charge (DC) Reserve Fund Activity for the year ending December 31, 2022**

**Table 22: Summary of Approved Projects Funded From Transit Levies**

Capital Project Number	DC ID Number	Capital Project Title	Total Project Life to date Budget	LTD Tax/Rate Supported plus Other Sources of Financing	LTD City Services Reserve Fund (CSRF) Commitment	LTD Debt (DC Rate Supported)	CSRF Amount Transferred to (from) Capital Fund in 2022	Project Description
MU1176	DC19TS2002	Conventional Transit (Growth) PTIS	11,380,600	10,166,519	1,214,081	0	379,189	Ongoing program of expanding the transit fleet supporting growth in service in new service areas.
RT1430-3	DC19RS0302	East London Link - Stops	8,921,000	7,897,931	1,023,069	0	0	Design, construct and install 14 Rapid Transit stop platforms, plus Fanshawe College Bus Terminal along the East London Link route. Stop concept and phasing are preliminary and will be refined during detailed design.
RT1430-7	DC19RS0301	Downtown Loop - Stops	4,443,000	3,933,472	509,528	0	0	Construction of 5 Transit stop platforms along the Downtown Loop route.
<b>Totals</b>			<b>\$24,744,600</b>	<b>\$21,997,922</b>	<b>\$2,746,678</b>	<b>\$0</b>	<b>\$379,189</b>	

\*Amounts Subject to Rounding

**Appendix A - Statement of Development Charge (DC) Reserve Fund Activity for the year ending December 31, 2022**

**Table 23: Summary of Approved Projects Funded From Library Levies**

Capital Project Number	DC ID Number	Capital Project Title	Total Project Life to date Budget	LTD Tax/Rate Supported plus Other Sources of Financing	LTD City Services Reserve Fund (CSRF) Commitment	LTD Debt (DC Rate Supported)	CSRF Amount Transferred to (from) Capital Fund in 2022	Project Description
RC3464	DC14LS0002	Northwest Branch Library	6,686,000	4,149,586	367,400	2,169,014	0	To acquire land, design and construct a new full service branch library to accommodate population growth.
RC3466	DC14LS0001	Southeast Branch Library	5,118,000	1,468,200	500,900	3,148,900	0	To acquire land, design and construct a new full service branch library to accommodate population growth.
RC3467	DC14LS0003	LSA 13 - Southeast Collections	250,000	25,000	225,000	0	0	The collection at a new Southeast branch requires expansion to maintain service standards and provide adequate choices and variety to an increasing number of patrons accessing the new branch.
RC3468	DC14LS0004	LSA 13 - Northwest Collections	250,000	25,000	225,000	0	0	The collection at a new Northwest branch requires expansion to maintain service standards and provide adequate choices and variety to an increasing number of patrons accessing the new branch.
<b>Totals</b>			<b>\$12,304,000</b>	<b>\$5,667,786</b>	<b>\$1,318,300</b>	<b>\$5,317,914</b>	<b>\$0</b>	

\*Amounts Subject to Rounding

**Appendix A - Statement of Development Charge (DC) Reserve Fund Activity for the year ending December 31, 2022**

**Table 24: Summary of Authorized but Unissued Debt For Approved Projects Funded From Library Levies**

Capital Project Number	DC ID Number	Capital Project Title	LTD Authorized but not Issued	Expected Year of Debt Issue
RC3464	DC14LS0002	Northwest Branch Library	2,169,014	2028
RC3466	DC14LS0001	Southeast Branch Library	3,148,900	2028
Total			\$5,317,914	

\*Amounts Subject to Rounding

**Appendix B - Noteworthy Growth Capital Projects with 2022 Budget Adjustments**

Capital Project Number	DC ID Number	Capital Project Title	Service	Project Budget at January 1, 2022	Project Budget Adjustment during 2022	Comments
RT1430-3A	DC19RS0302	East London Link - Construction	Roads and Related	\$72,085,729	\$2,452,218	RFT21-117 - East London Link and Municipal Infrastructure Improvements Ph. 1 - Adjustments to reflect additional contributions for utilities.
TS1629-1	DC14RS0030	Southdale Road West - Bostwick to Pine Valley	Roads and Related	\$6,009,000	\$2,853,352	RFT2022-001 Southdale Road West Improvements Ph. 1 - available approved funding moved up from 2023, as well as addition of additional funding.
TS1357	DC14RS0210	Bostwick Rd Upgrades - Pack Road to Southdale	Roads and Related	\$0	\$3,350,901	RFT2022-001 Southdale Road West Improvements Ph. 1 - available approved funding moved up from 2024 and 2025.
TS1306	DC14RS0056	Adelaide Street Grade Separation	Roads and Related	\$39,375,200	\$29,329,674	RFT21-97 Adelaide Street North CPR Underpass Project - transferred funding from existing life-to-date projects, as well as addition of additional debenture and development charges financing to meet financing requirement.
RT1430-1B	DC19RS0304	Wellington Gateway - Land	Roads and Related	\$18,032,900	\$6,000,000	Available approved funding moved up from 2023 to accommodate forecasted land acquisitions in the remainder of 2022 during period of delegated authority.
Rapid Transit Projects	Various	Various Rapid Transit Projects	Roads and Related	\$159,720,068	\$1,801,356	Adjustments required to transfer municipal portion of PTIF RT projects (now closed) to ICIP-PTIS RT projects.
ES5252	DC14-WW00008	KL1B Kilally Growth Area Adelaide PCP Sewershed	Wastewater	\$1,198,600	(\$704,000)	Adjustment approved in the 2021 Year-End Monitoring Report to release financing.
ESSWM-DCNLP9	DC14-MS00025	SWM Facility Dingman Creek North Lambeth No. P9	Stormwater	\$7,226,927	(\$750,000)	Adjustment approved in the 2022 Mid-Year Monitoring Report to release financing.
ES542519	DC19MS0063	Interim Works as Identified in EAs	Stormwater	\$814,515	(\$814,515)	Adjustment approved in the 2022 Mid-Year Monitoring Report to release financing.
ES543819	DC19MS1003	Low Impact Development	Stormwater	\$11,629,439	(\$9,000,000)	Adjustment approved in the 2022 Mid-Year Monitoring Report to release financing.
ES542919	DC19MS1001	Storm Sewer Internal Oversizing Subsidy	Stormwater	\$10,509,222	(\$5,000,000)	Adjustment approved in the 2022 Mid-Year Monitoring Report to release financing.



**Appendix C - Percentage of City Services Reserve Fund balances spent or allocated for the year ending December 31, 2022**

City Services Reserve Funds	Wastewater	Stormwater	Roads and Related	Water	Growth Studies	Police	Fire	Parks & Recreation	Transit	Library	Waste Diversion	Totals
Description of Service for which the Fund was established to recover growth related costs	Sanitary Sewers, Treatment Plants, Collection and Pumping Equipment	Major Storm Water Management, Storm Sewers	Road System Upgrades and Expansion of Capacity	Expansion of Water Storage and Distribution System	Growth Related Studies	Police Facilities, Vehicles (greater than 7 year life), Officer Outfitting Costs	Fire Facilities, Vehicles (greater than 7 year life), Firefighter Outfitting Costs	Recreational Facilities and Parkland Development	Transit Services, Facilities, Fleet	Library Facilities and Collections	Waste Diversion Services	
Closing Balance: December 31, 2022	\$18,090,381	\$68,279,189	\$142,823,352	\$37,812,139	\$2,802,347	\$2,039,210	\$2,013,662	\$35,008,117	\$8,208,208	\$4,655,931	\$1,737,707	\$323,470,242
Future Drawdowns for life-to-date approved projects as of December 31, 2022	\$13,003,948	\$64,571,500	\$144,549,012	\$17,303,846	\$2,549,578	\$1,243,191	\$1,103,820	\$30,610,780	\$2,223,646	\$1,318,300	\$0	\$278,477,621
Outstanding principal (at December 31, 2022) on issued debt where debt payments are funded from DC revenues	\$41,704,645	\$20,116,212	\$10,635,374	\$0	\$0	\$1,729,668	\$0	\$8,307,955	\$0	\$0	\$0	\$82,493,854
Authorized but unissued debt (as at December 31, 2022) where debt payments will be funded from DC revenues	\$30,615,255	\$33,673,143	\$45,661,845	\$0	\$0	\$1,162,740	\$3,486,320	\$1,589,580	\$0	\$5,317,914	\$0	\$121,506,797
Percentage of closing balance committed to life-to-date capital projects and associated funding requirements	472%	173%	141%	46%	91%	203%	228%	116%	27%	143%	0%	149%

Note 1: Closing balances and future drawdowns for life-to date approved projects include year-end activity. The balances and commitments presented are the final December 31, 2022 balances whereas previous reports related to this matter relied upon information still in progress.